

DRIVERS BRIEFING OK JUNIOR DOC 3.13

**51<sup>o</sup> EDITION**  
**TROFEO DELLE INDUSTRIE**

**19 - 22 OCTOBER 2023**



Parma  
Motor  
Sport  
Club

**MINI - OKJ - KZ2 - lame X 30**


**South Garda Karting - Lonato (Italy)**



**Alitest**  
Soluzioni di Qualità



[www.trofeodelleindustrie.it](http://www.trofeodelleindustrie.it)



Important details of this event are written in the Official Briefing Notes; you will find it in the driver kit, please read it carefully.

# **BRIEFING NOTES IN ENGLISH & ITALIAN**



# THE OFFICIALS DURING THE EVENT

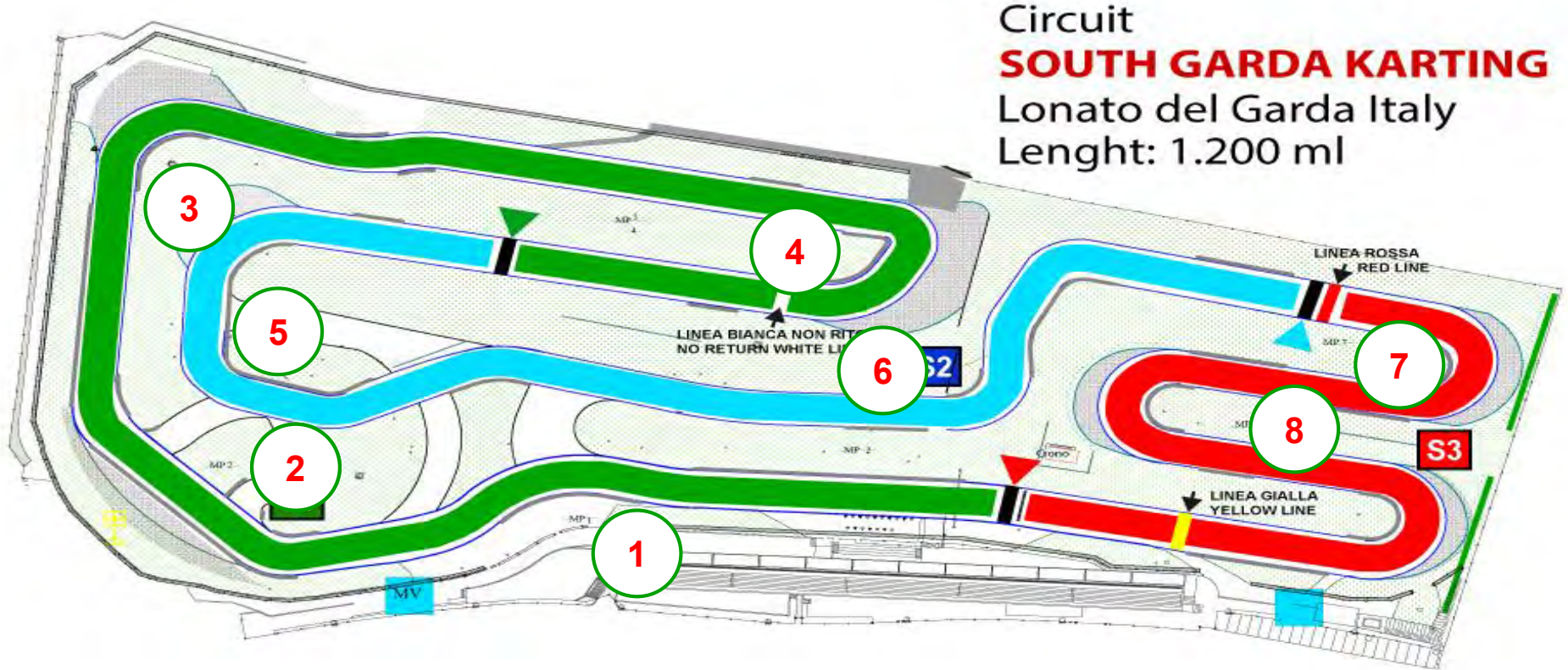


Chairman of the Panel  
**Mrs. Paola Acerbi**

Technical Delegate  
**Mr. Marcello Somera**  
Chief Medical Officer  
**Dott. Leonardo Graziano**

Race Direction  
**Mr. Pasquale Lupoli**  
**Mr. Marco Carlino**





Circuit  
**SOUTH GARDA KARTING**  
Lonato del Garda Italy  
Length: 1.200 ml

Side of the Pole Position – LEFT  
8 Marshall Post



## Race Distance



Manches:

12 Laps

Repechage:

12 Laps

Prefinal:

16 Laps

Final:

16 Laps

SOUTH GERRA KARTING





You must use YOUR Transponder during each session!!

(Practice, Warm up, Qualy, Heats and Final)







975



If you don't use the transponder

# REPAIR AREA IN



**SLOW  
SPEED !!**



# REPAIR AREA





# REPAIR AREA OUT



Retake the track out the limit of the corner  
White Line is the limit for the start



## QUALIFYING PRACTICE SESSIONS:

In accordance to the timing,  
1 Qualifying Practice session  
is scheduled.

**(06 MINUTES)**

If a Driver stops in the Repairs Area  
or in the Servicing Park, it will be final.  
He/she shall not be allowed  
to start again.






## QUALIFYING PRACTICE SESSIONS:



- Forbidden to obstruct other drivers
- Forbidden to slow down and wait for other drivers
- Get on the track and try to set the best time immediately



## Manches – Final



The Assembly Area close 5' minutes before the Start





## Before the start of Manches/Final

- No working tools in assembly area!
- Only tyres pressure is allowed!

The Assembly Area close 5' minutes before the Start!







# INFORMATION

## Sporting Regulation



### STARTING PROCEDURE

- If a Driver starts from the Assembly Area after the intervention of a Mechanic, he will take the start from the back of the formation, irrespective of the number of the Formation Laps.



**FORMATION LAP**

**SLOW  
SPEED !!**



**TROFEO**  
**DELLE**  
**INDUSTRIE**

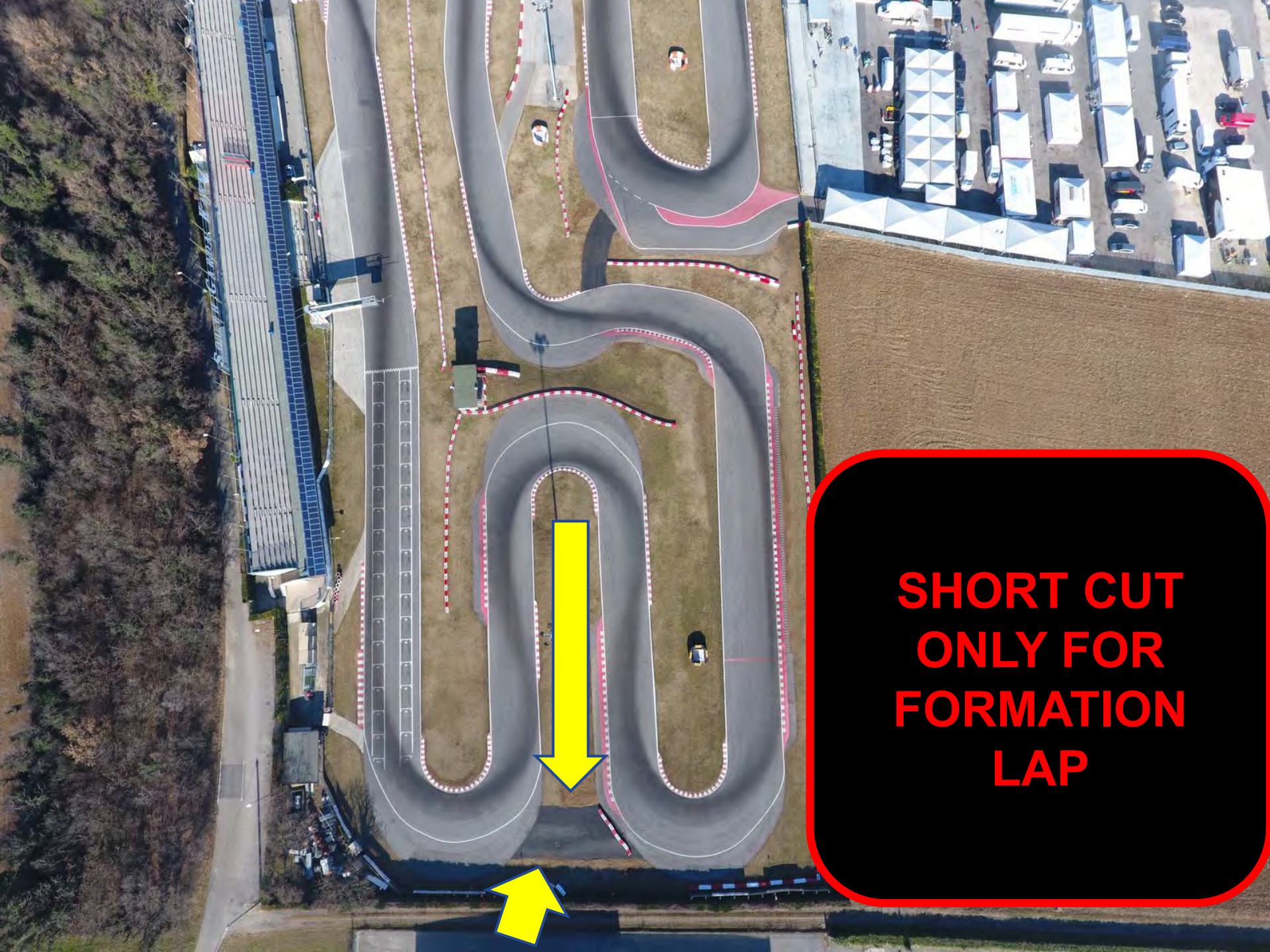




- Starting Procedure
- → 1 Warm up lap: normal track layout
- → 1 Formation lap: short cut P7







**SHORT CUT  
ONLY FOR  
FORMATION  
LAP**






**TROFEO**  
**DELLE**  
**INDUSTRIE**



**SHORT CUT MP7 ONLY FOR FORMATION LAP**





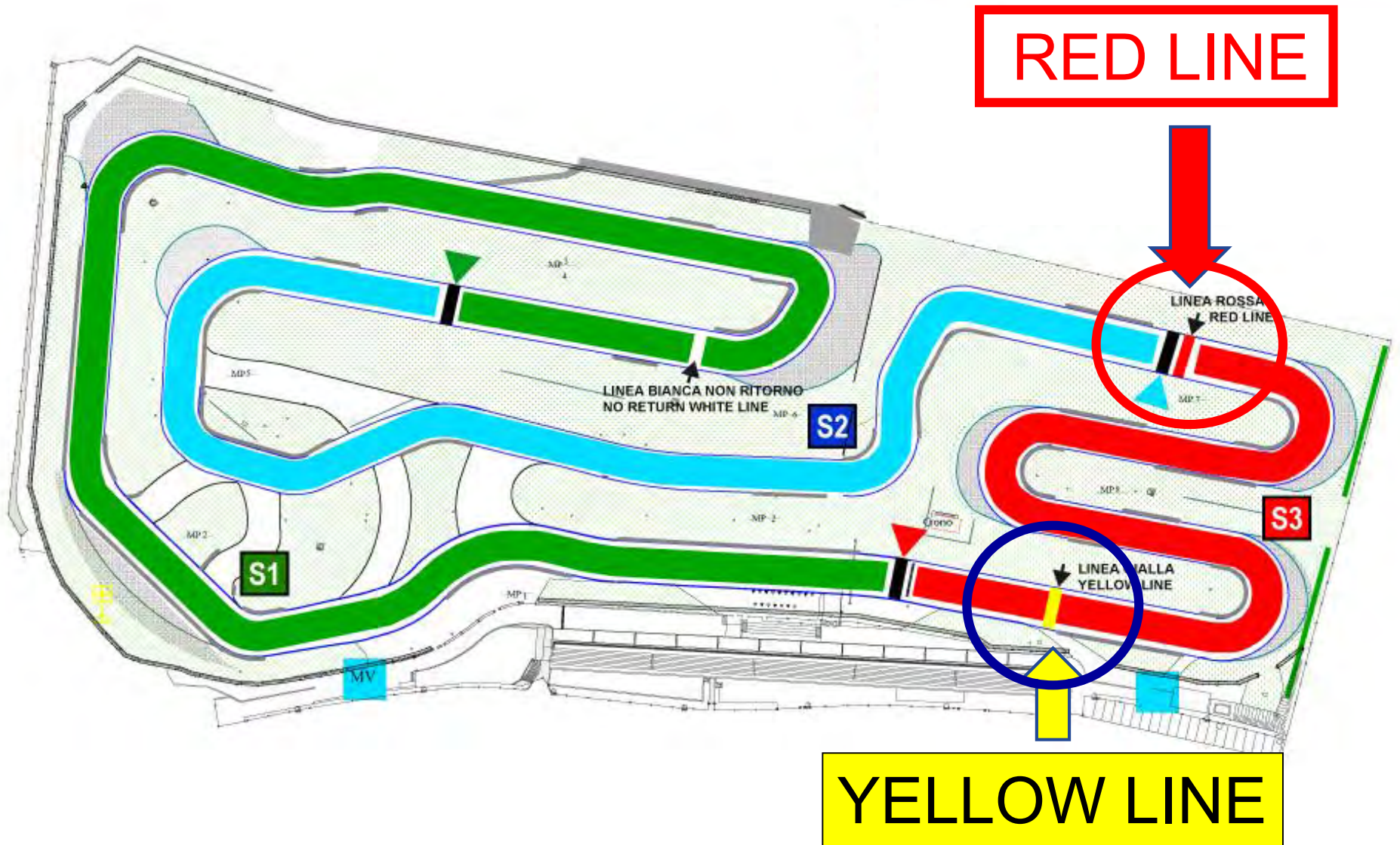


- During Formation Lap
- → No overtake the poleman
- → No stops
- → No excessive tyre warming
- → Formation in 2 lines at Post 6






# It's forbidden to overtake from Red Line to Starting Line – Yellow Line







RED LINE






# STARTING PROCEDURE



**SLOW  
SPEED !!**




# *Start Light Procedure*




**RED LIGHTS ON: SLOW  
AND CONSTANT SPEED-  
4 WHEELS INSIDE THE  
CORRIDORS**

# *Start Light Procedure*



**LIGHTS OFF:**

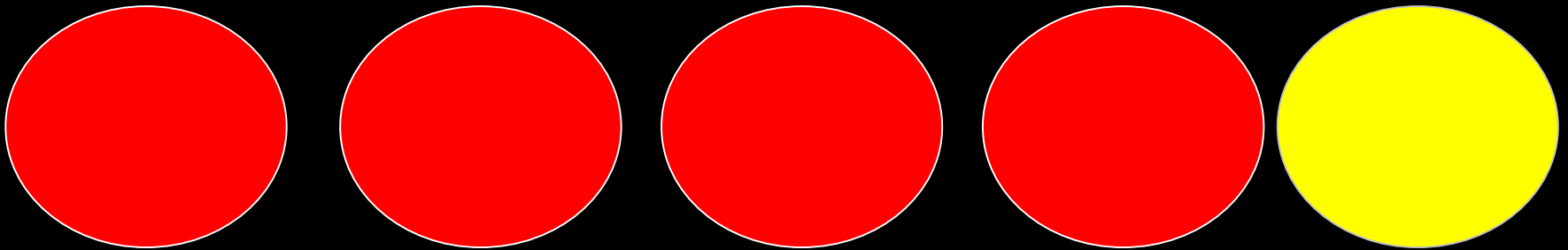


**START**

**Only when lights are off you can exit from the corridors!**



# Extra Formation Lap





## Time penalty-Starting procedure

For driving out of the start corridor before the lights have been switched off

- Penalty of 3 seconds for partly crossing the corridor
- Penalty of 10 seconds for completely getting out of the corridor







## Time penalty-Starting procedure

If the driver in second position starts in front of the poleman he will get a time penalty of 5 Seconds!







Starting Line


N.2 Pole Position

N.1 Jump Start  
Penalty 5 sec.



# NEUTRALISATION

DURING A HEAT / RACE



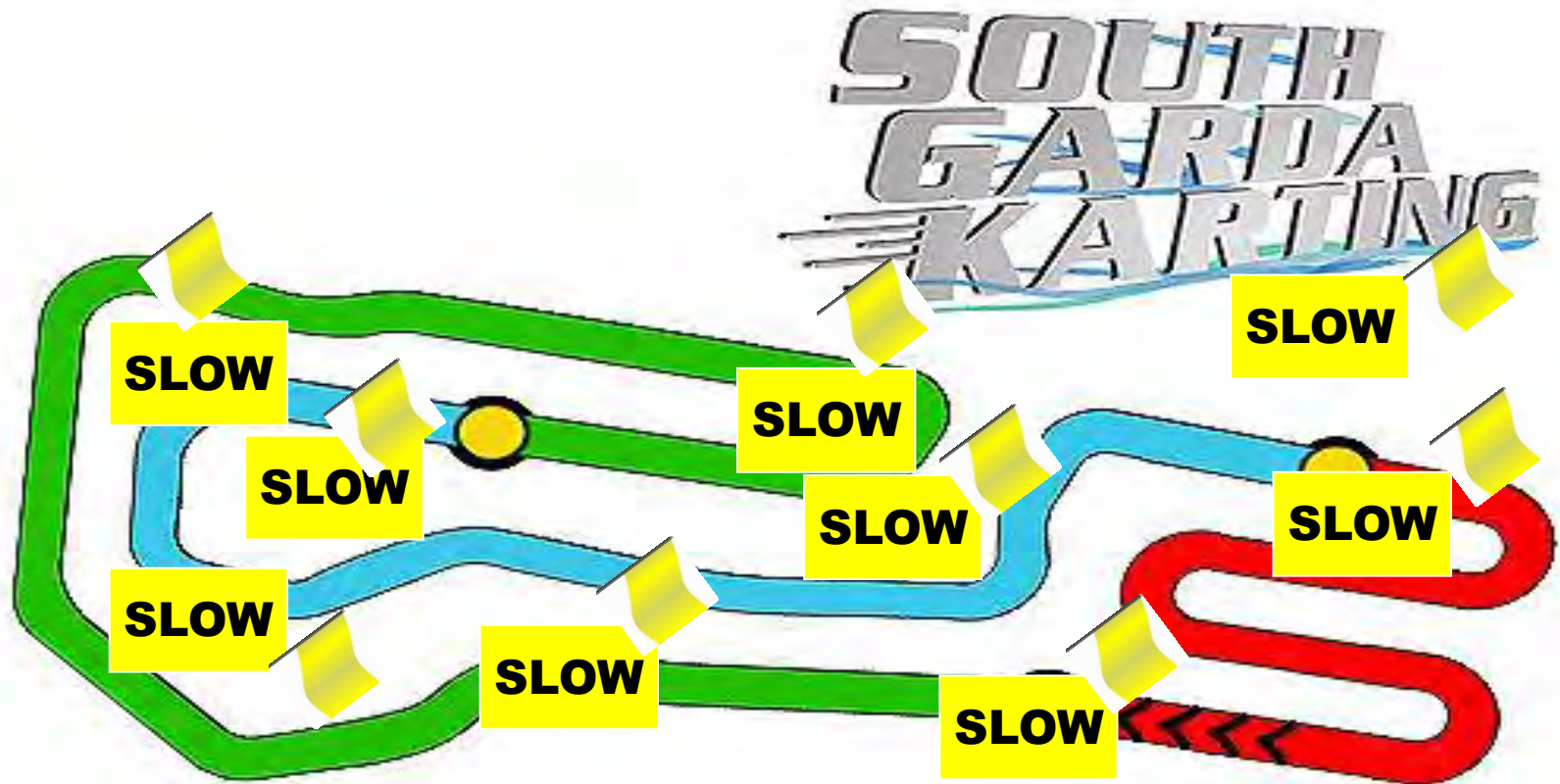


# Slow Procedure

- One single Line behind the Leader
- No overtake
- Slow Speed

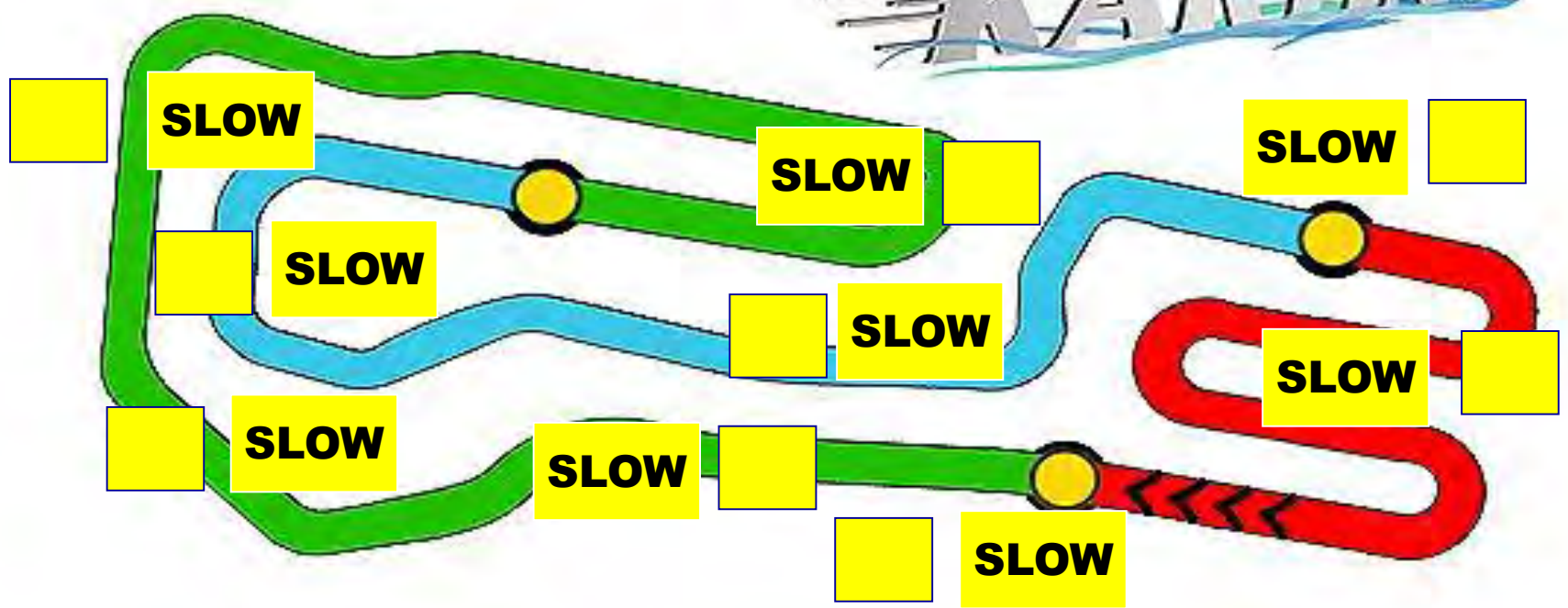


# Slow Procedure



**Neutralisation boards and waved yellow flags**

# Last lap of Neutralisation phase



**MOTIONLESS YELLOW FLAGS AND SLOW BOARDS**



# **SLOW PROCEDURE – Last Lap**



# Restart and end of Neutralisation phase



**REMINDER: INCREASE SPEED GRADUALLY!  
OVERTAKE BY RESTART IS ONLY ALLOWED  
AFTER CROSSING THE LINE!!!!**



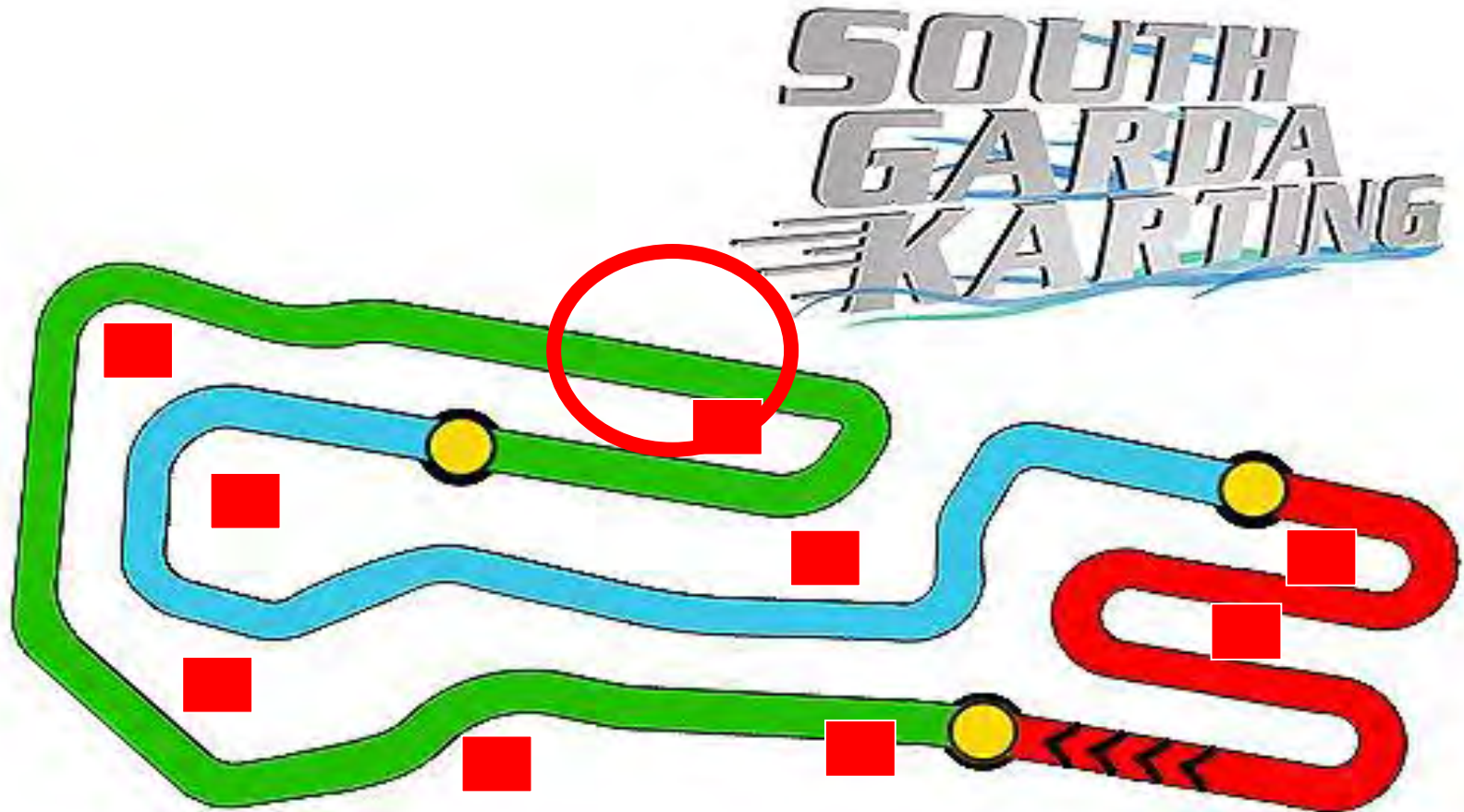
**h) Each lap completed during the neutralisation will be counted as a racing lap.**

**i) If the race finishes during the neutralisation, the karts will take the chequered flag as usual, without being allowed to overtake.**





# RED FLAGS



With slow speed back to the Servicing Parc or near  
MP n. 4 and STOP

# RED FLAG - RESTART



- Race stopped less 2 Laps – Restart - original starting grid and original race distance
- Race stopped after 2 laps – Less 75%  
ON TRACK: NO REPAIRS, OR EQUIPMENT CHANGES, NO NOSE RE-SET  
UNTIL CHECKED BY OFFICIALS!!!!

**Restart under SLOW Procedure**





# INFORMATIONS





# VIDEO CONTROL







## RACE

- Race hard but fair! Respect each other!
- Video Race Control for behaviour on track!
- Black Flag is a possibility!




# DIGITAL BOARD + FLAG/BOARD AT TRACKSIDE





# FLAGS & LIGHTS

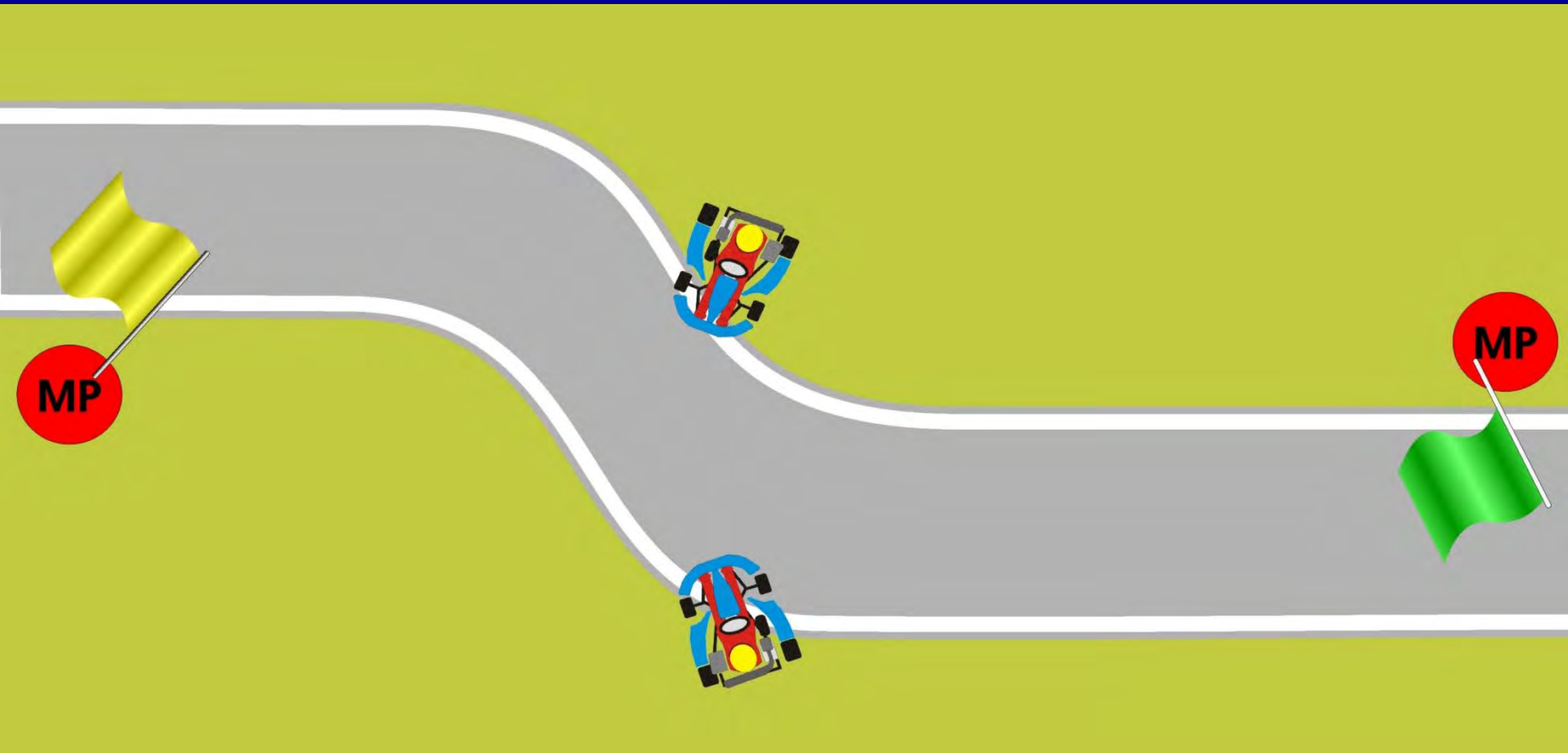







OVERTAKING IS FORBIDDEN IN THIS AREA

Yellow Flag/Green Flag






**Only in 1 LAP to go  
Into the repair area!**

**975**



- DURING THE FINAL ONLY
- LEAVE THE CIRCUIT GO TO PARC FERME







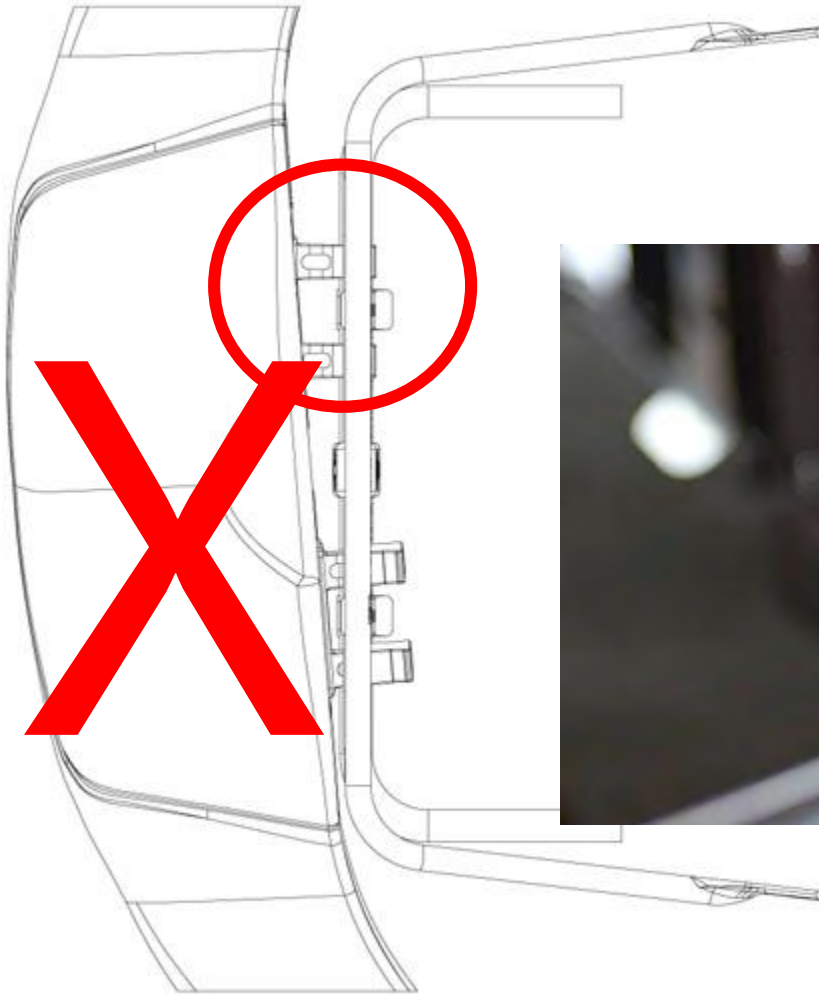
# FRONT FAIRING

Cik- Fia  
regulation





**FRONT  
FAIRING**  
**Out of position**  
**5 Sec. Penalty**





**NO PRIVATE ON BOARD CAMERA**



**On kart and on the helmet is forbidden**





**BREAKDOWN: PUSH YOUR KART OUT OF THE TRACK IN A SAFE POSITION**



Only for the Final – Starting grid on track

Kart + driver + mechanic – 5' minutes before the start

# INFORMATION



- In the case of a **“WET RACE”** , the choice of tyres will be left to the appreciation of the Drivers ; The Race Director reserving the right to use the Black Flag if he deems that a Driver’s kart is fitted with the wrong set of tyres and that the Driver is too slow and dangerous for other Drivers .The use of “SLICK” tyres is therefore mandatory in any other case .



# INFORMATION



- In the case of a **“WET RACE”** , the qualifying heats, Super Heats and Final can last up to 20 minutes plus one lap. When the time limit is reached the LAST LAP board will be shown to the leader and on the next lap the checkered flag will be waved.
- [Art 6.5 RDS Karting Aci Sport 2023](#)



# INFORMATION



- NO START UP OF THE ENGINES IN THE Paddock AND IN THE RESERVED AREAS FROM THE END OF SPORTING CHECKS!
- OFFENDERS WILL BE REPORTED TO THE STEWARDS.



# INFORMATION



## OFFICIAL NOTICE BOARD

OUTSIDE THE STEWARDS OFFICE  
AND VIRTUAL ON:

[WWW.TROFEODELLEINDUSTRIE.IT](http://WWW.TROFEODELLEINDUSTRIE.IT)





# INFORMATION



- **It's forbidden to circulate in the paddock and on the track with scooters, bicycles and similar!!**
- **Offenders will be reported to the stewards.**



***If you have any questions ask  
to the Officials of the event.***

***We wish you a very good  
meeting!***