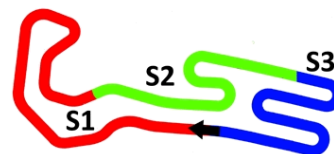




43° TROFEO DELLE INDUSTRIE

7-9 NOVEMBRE 2014

South Garda Karting - Lonato - Italy



KZ2 Qualifying Practices Group 2 (QP-G2) Results

Document 20 OFFICIAL

Rnk	No.	Concorrente / Entrant	Nat	Conditore / Driver	Nat	Materiale / Material	Sector 1	Sector 2	Sector 3	Time	Gap	Laps
1	125	Zanardi Strakka Racing	SWE	Engman Kevin	SWE	Zanardi / Parilla / Vega	19.248	16.865	17.550	53.663		7
2	144	Gerber Team Corse	CHE	Bellanca Marco	CHE	Maranello / TM / Vega	19.449	16.710	17.515	53.674	0.011	11
3	134	Zanardi	NLD	Hansen Jonas	DNK	Kosmic / Vortex / Vega	19.361	16.858	17.507	53.726	0.063	11
4	101	DTK Racing Team Poland	POL	Idzkowski Bartosz	POL	Birel / TM / Vega	19.478	16.658	17.683	53.819	0.156	10
5	154	CRG Holland	NLD	Lie-Nielsen Herman	NOR	CRG / Parilla / Vega	19.270	16.808	17.868	53.946	0.283	11
6	155	CRG Holland	NLD	Stemann Pepijn	NLD	CRG / TM / Vega	19.196	16.812	18.019	54.027	0.364	11
7	108	VRK Srl	ITA	Medeghini Luciano	ITA	VRK / TM / Vega	19.678	16.883	17.542	54.103	0.440	10
8	147	CKR	ITA	Pollini Giacomo	ITA	CKR / TM / Vega	19.524	16.853	17.738	54.115	0.452	11
9	133	Cioffi Gaetano	ITA	Cioffi Gaetano	ITA	Tony Kart / Vortex / Vega	19.497	16.797	17.875	54.169	0.506	10
10	104	Maranello Kart Srl	ITA	Bernadotto Enrico	ITA	Maranello / TM / Vega	19.538	16.939	17.715	54.192	0.529	10
11	115	Bourgeois Pierre	FRA	Bourgeois Pierre	FRA	ART / TM / Vega	19.388	16.907	17.916	54.211	0.548	11
12	136	G Force Racing	ITA	Tilloca Luca	ITA	Intrepid / Modena Engines / Vega	19.540	16.769	17.916	54.225	0.562	10
13	149	Tabarez Martha	ITA	De Marco Davide	ITA	TB Kart / TM / Vega	19.411	17.090	17.787	54.288	0.625	10
14	126	Kartshop Ampfing	DEU	Lederer Benjamin	AUT	Praga / TM / Vega	19.489	17.033	17.780	54.302	0.639	11
15	139	Rush Jamie	GBR	Rush Jamie	GBR	TB Kart / Modena Engines / Vega	19.853	16.842	17.631	54.326	0.663	10
16	103	Vindice Daniel	CHE	Vindice Loic	CHE	Praga / Parilla / Vega	19.325	17.029	18.124	54.478	0.815	10
17	137	G Force Racing	ITA	Lapina Lorenzo	ITA	Intrepid / Modena Engines / Vega	19.634	16.932	17.982	54.548	0.885	10
18	116	R&R Racing Team	AUT	Reith Christoph	AUT	Tony Kart / TM / Vega	19.659	17.146	17.934	54.739	1.076	10
19	130	TRT Srl	ITA	Bergonzini Matteo	ITA	Parolin / Modena / Vega	19.847	17.123	18.076	55.046	1.383	10
20	124	Kutyrev Nikolay	RUS	Kutyrev Nikolay	RUS	Birel / TM / Vega	20.005	17.188	17.903	55.096	1.433	10
21	145	Falciti Cristiano	ITA	Falciti Cristiano	ITA	Maranello / TM / Vega	20.042	17.177	18.018	55.237	1.574	10
22	142	Victory Racing Team	UKR	Shapovalov Glib	UKR	Energy / TM / Vega	19.882	17.283	18.283	55.448	1.785	10
23	152	GSKarting	CHE	Luisier Simon	CHE	Art GP / TM / Vega	20.558	17.985	18.509	57.052	3.389	7
24	128	M2 Racing Kart	ESP	Molina Miguel	ESP	CRG / Modena / Vega	22.086	28.512	28.425	1:19.023	25.360	1

Not Classified

	141	Zanardi Strakka Racing	SWE	Poulsen Lasse	DNK	Zanardi / Parilla / Vega				No Time		
	110	VRK Srl	ITA	Guidetti Mauro	ITA	VRK / TM / Vega	20.355	17.079	18.195	Excluded		

No.110 Guidetti Mauro : Decision n°2 from Stewards

Start Time : 08/11 - 10:20:21

Weather : Cloudy Air : 15°C Track : Drying

Best Lap : No.125 Engman Kevin 53.663 67,75 Kph

Previous Event Record : No.112 Detmers David 54.511 66,70 Kph

43° Trofeo delle Industrie (ITA) 07-09/11/2014

FICr Mantova

Page 1 / 1

Apex Timing

Data processing and charts editing provided by:

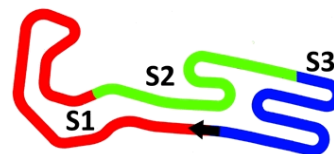




43° TROFEO DELLE INDUSTRIE

7-9 NOVEMBRE 2014

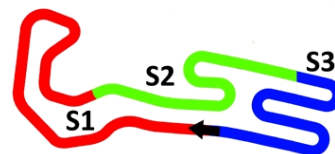
South Garda Karting - Lonato - Italy



KZ2 Qualifying Practices Group 2 (QP-G2) Best Sectors Analysis

For information purposes. No official / regulatory value

S1			S2			S3			Ideal Lap Times						
Rnk	No.	Time	Rnk	No.	Time	Rnk	No.	Time	Rnk	No.	Conditore / Driver	Nat	Ideal Lap	Best Lap	Diff.
1	155	19.196	1	101	16.619	1	134	17.507	1	144	Bellanca Marco	CHE	53.518	53.674	0.156
2	125	19.206	2	144	16.678	2	144	17.515	2	125	Engman Kevin	SWE	53.621	53.663	0.042
3	115	19.225	3	136	16.769	3	108	17.542	3	134	Hansen Jonas	DNK	53.659	53.726	0.067
4	154	19.270	4	133	16.787	4	125	17.550	4	101	Idzkowski Bartosz	POL	53.664	53.819	0.155
5	134	19.305	5	108	16.795	5	147	17.568	5	154	Lie-Nielsen Herman	NOR	53.667	53.946	0.279
6	144	19.325	6	154	16.808	6	154	17.589	6	115	Bourgeois Pierre	FRA	53.719	54.211	0.492
6	103	19.325	7	155	16.812	7	139	17.631	7	147	Pollini Giacomo	ITA	53.760	54.115	0.355
8	101	19.362	8	147	16.815	8	115	17.644	8	155	Stemann Pepijn	NLD	53.769	54.027	0.258
9	147	19.377	9	139	16.842	9	101	17.683	9	108	Medeghini Luciano	ITA	53.977	54.103	0.126
10	149	19.411	10	134	16.847	10	104	17.715	10	104	Bernadotto Enrico	ITA	54.084	54.192	0.108
11	137	19.459	11	115	16.850	11	155	17.761	11	133	Cioffi Gaetano	ITA	54.139	54.169	0.030
12	133	19.477	12	125	16.865	12	126	17.780	12	103	Vindice Loic	CHE	54.165	54.478	0.313
13	126	19.489	13	104	16.879	13	149	17.787	13	139	Rush Jamie	GBR	54.208	54.326	0.118
14	104	19.490	14	137	16.932	14	137	17.873	14	136	Tilloca Luca	ITA	54.225	54.225	
15	136	19.540	15	103	16.937	15	133	17.875	15	149	De Marco Davide	ITA	54.258	54.288	0.030
16	108	19.640	16	126	17.033	16	124	17.903	16	137	Lapina Lorenzo	ITA	54.264	54.548	0.284
17	124	19.658	17	149	17.060	16	103	17.903	17	126	Lederer Benjamin	AUT	54.302	54.302	
18	116	19.659	18	130	17.106	18	136	17.916	18	116	Reith Christoph	AUT	54.739	54.739	
19	139	19.735	19	116	17.146	19	116	17.934	19	124	Kutyrev Nikolay	RUS	54.749	55.096	0.347
20	130	19.772	20	145	17.161	20	145	18.018	20	130	Bergonzini Matteo	ITA	54.954	55.046	0.092
21	142	19.824	21	124	17.188	21	130	18.076	21	145	Falciti Cristiano	ITA	55.042	55.237	0.195
22	145	19.863	22	142	17.201	22	142	18.228	22	142	Shapovalov Glib	UKR	55.253	55.448	0.195
23	152	20.457	23	152	17.960	23	152	18.509	23	152	Luisier Simon	CHE	56.926	57.052	0.126
24	128	22.086	24	128	28.512	24	128	28.425	24	128	Molina Miguel	ESP	1:19.023	1:19.023	



KZ2
KZ2 Qualifying Practices Group 2 (QP-G2)
Analysis

For information purposes. No official / regulatory value

Laps Sector 1 Sector 2 Sector 3 Lap Time

No.101 Idzkowski Bartosz

1	21.219	17.621	18.246	57.086
2	20.062	16.941	18.039	55.042
3	20.143	16.884	18.021	55.048
4	20.066	17.340	18.541	55.947
5	19.940	16.875	18.081	54.896
6	19.928	16.705	18.125	54.758
7	19.621	16.619	18.045	54.285
8	23.604	20.721	18.224	1:02.549
9	19.478	16.658	17.683	53.819
10	19.362	16.639	17.834	53.835

No.103 Vindice Loic

1	20.302	17.588	18.056	55.946
2	19.885	16.937	17.987	54.809
3	19.904	17.212	18.002	55.118
4	19.820	17.123	17.903	54.846
5	22.378	18.900	18.007	59.285
6	19.609	17.267	18.416	55.292
7	19.449	17.062	18.079	54.590
8	19.369	17.342	18.057	54.768
9	19.588	17.070	18.273	54.931
10	19.325	17.029	18.124	54.478

No.104 Bernadotto Enrico

1	22.028	18.403	18.090	58.521
2	19.948	17.281	18.205	55.434
3	19.843	17.156	17.992	54.991
4	19.671	17.177	17.794	54.642
5	19.719	16.937	18.074	54.730
6	19.560	16.935	18.127	54.622
7	19.538	16.939	17.715	54.192
8	19.576	17.018	17.956	54.550
9	19.533	16.879	18.137	54.549
10	19.490	16.932	17.924	54.346

No.108 Medeghini Luciano

1	21.813	17.461	17.952	57.226
2	20.491	17.225	17.821	55.537
3	20.351	17.255	18.051	55.657
4	20.754	17.550	17.896	56.200
5	21.301	17.123	18.332	56.756
6	21.112	17.179	18.039	56.330
7	19.774	16.872	17.787	54.433
8	19.678	16.883	17.542	54.103

Laps Sector 1 Sector 2 Sector 3 Lap Time

9	19.733	16.795	17.645	54.173
10	19.640	16.904	17.708	54.252

No.110 Guidetti Mauro

1	22.060	18.266	19.257	59.583
2	21.351	17.644	18.700	57.695
3	21.173	17.498	18.891	57.562
4	21.058	17.385	18.716	57.159
5	20.783	17.335	18.714	56.832
6	20.519	17.302	18.785	56.606
7	20.705	17.397	18.466	56.568
8	20.886	17.695	18.399	56.980
9	20.614	17.270	18.319	56.203
10	20.355	17.079	18.195	55.629

No.115 Bourgeois Pierre

1	20.451	17.070	18.092	55.613
2	20.042	16.967	17.644	54.653
3	19.809	17.091	17.931	54.831
4	19.698	17.061	17.902	54.661
5	19.650	17.008	17.770	54.428
6	19.741	17.121	17.932	54.794
7	19.749	16.986	17.941	54.676
8	19.420	17.134	17.999	54.553
9	19.383	17.016	17.950	54.349
10	19.388	16.907	17.916	54.211
11	19.225	16.850	18.197	54.272

No.116 Reith Christoph

1	22.010	22.853	25.077	1:09.940
2	21.236	22.065	22.945	1:06.246
3	21.007	18.278	18.304	57.589
4	20.324	17.365	18.455	56.144
5	20.165	17.508	18.563	56.236
6	19.671	17.457	18.217	55.345
7	19.774	17.507	18.198	55.479
8	19.862	17.238	18.049	55.149
9	19.746	17.554	18.006	55.306
10	19.659	17.146	17.934	54.739

No.124 Kutyrev Nikolay

1	20.705	17.322	18.232	56.259
2	20.859	17.288	18.270	56.417
3	20.263	17.333	18.177	55.773
4	20.005	17.188	17.903	55.096
5	19.854	17.359	18.336	55.549

Laps Sector 1 Sector 2 Sector 3 Lap Time

6	19.917	17.267	18.331	55.515
7	20.354	19.849	18.200	58.403
8	20.444	17.301	18.159	55.904
9	19.658	17.424	18.232	55.314
10	19.709	17.294	18.150	55.153

No.125 Engman Kevin

1	21.316	19.719	19.771	1:00.806
2	19.458	16.895	19.597	55.950
3	19.206	16.956	17.661	53.823
4	19.657	19.277	20.008	58.942
5	23.473	20.219	18.574	1:02.266
6	19.248	16.865	17.550	53.663
7	19.292	16.884	17.615	53.791

No.126 Lederer Benjamin

1	21.674	17.460	18.352	57.486
2	20.695	17.733	18.156	56.584
3	20.275	17.268	17.945	55.488
4	20.108	17.285	18.192	55.585
5	19.954	17.833	18.012	55.799
6	19.919	17.341	18.139	55.399
7	19.683	17.187	18.148	55.018
8	19.606	17.135	18.485	55.226
9	19.762	17.437	17.883	55.082
10	19.554	17.107	17.803	54.464
11	19.489	17.033	17.780	54.302

No.128 Molina Miguel

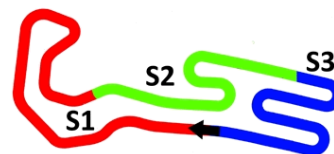
1	22.086	28.512	28.425	1:19.023
---	--------	--------	--------	----------

No.130 Bergonzini Matteo

1	21.484	17.804	18.707	57.995
2	20.081	17.472	18.300	55.853
3	20.104	17.376	18.566	56.046
4	20.077	18.514	18.621	57.212
5	20.087	17.597	18.524	56.208
6	20.047	17.457	18.244	55.748
7	19.804	17.106	18.629	55.539
8	19.772	17.407	18.346	55.525
9	20.660	17.949	18.315	56.924
10	19.847	17.123	18.076	55.046

No.133 Cioffi Gaetano

1	23.002	18.314	19.994	1:01.310
2	21.137	17.480	18.090	56.707
3	19.894	16.935	18.046	54.875



KZ2
KZ2 Qualifying Practices Group 2 (QP-G2)
Analysis

For information purposes. No official / regulatory value

Laps	Sector 1	Sector 2	Sector 3	Lap Time
4	19.574	16.787	18.077	54.438
5	19.759	17.035	18.361	55.155
6	19.503	16.875	18.092	54.470
7	19.497	16.797	17.875	54.169
8	19.780	16.968	18.116	54.864
9	19.477	16.887	17.948	54.312
10	21.167	21.697	18.014	1:00.878

No.134 Hansen Jonas				
Laps	Sector 1	Sector 2	Sector 3	Lap Time
1	20.711	17.111	17.764	55.586
2	19.699	16.853	17.827	54.379
3	19.880	17.550	17.632	55.062
4	19.660	16.969	17.811	54.440
5	19.800	17.106	17.666	54.572
6	22.841	19.382	17.716	59.939
7	19.788	17.106	17.577	54.471
8	19.652	16.862	17.684	54.198
9	19.501	17.008	17.876	54.385
10	19.361	16.858	17.507	53.726
11	19.305	16.847	17.772	53.924

No.136 Tilloca Luca				
Laps	Sector 1	Sector 2	Sector 3	Lap Time
1	20.951	17.267	18.168	56.386
2	19.827	16.904	17.984	54.715
3	19.851	16.915	18.035	54.801
4	19.922	17.117	18.085	55.124
5	19.982	17.877	18.304	56.163
6	19.884	17.024	18.606	55.514
7	19.969	17.547	18.065	55.581
8	19.848	17.039	17.997	54.884
9	19.540	16.769	17.916	54.225
10	19.610	16.777	18.070	54.457

No.137 Lapina Lorenzo				
Laps	Sector 1	Sector 2	Sector 3	Lap Time
1	21.832	21.048	19.874	1:02.754
2	24.302	24.754	21.458	1:10.514
3	20.074	17.785	18.142	56.001
4	19.716	17.282	18.069	55.067
5	19.856	17.112	18.007	54.975
6	19.661	17.141	17.873	54.675
7	19.459	18.880	24.097	1:02.436
8	19.537	18.058	18.182	55.777
9	19.634	16.932	17.982	54.548
10	19.631	17.174	18.413	55.218

No.139 Rush Jamie				
Laps	Sector 1	Sector 2	Sector 3	Lap Time
1	20.593	17.677	17.826	56.096
2	20.117	17.054	17.905	55.076
3	19.904	17.154	17.941	54.999
4	19.994	17.235	17.780	55.009
5	20.000	17.244	18.060	55.304
6	26.466	18.334	18.059	1:02.859
7	19.946	17.213	17.790	54.949
8	24.778	19.242	18.627	1:02.647
9	19.853	16.842	17.631	54.326
10	19.735	16.896	17.797	54.428

No.142 Shapovalov Glib				
Laps	Sector 1	Sector 2	Sector 3	Lap Time
1	20.327	17.713	18.406	56.446
2	20.195	17.857	18.239	56.291
3	20.322	17.450	18.582	56.354
4	20.394	17.538	18.406	56.338
5	20.518	17.471	18.674	56.663
6	20.210	17.396	18.380	55.986
7	20.071	17.224	18.307	55.602
8	20.051	17.316	18.228	55.595
9	19.882	17.283	18.283	55.448
10	19.824	17.201	18.451	55.476

No.144 Bellanca Marco				
Laps	Sector 1	Sector 2	Sector 3	Lap Time
1	21.281	17.280	18.173	56.734
2	19.757	16.879	17.676	54.312
3	19.742	16.787	17.783	54.312
4	19.726	16.813	18.077	54.616
5	20.045	20.688	17.841	58.574
6	19.674	16.831	17.804	54.309
7	19.681	16.790	17.584	54.055
8	19.449	16.710	17.515	53.674
9	19.359	16.962	17.586	53.907
10	19.325	16.869	17.723	53.917
11	19.461	16.678	17.707	53.846

No.145 Falciti Cristiano				
Laps	Sector 1	Sector 2	Sector 3	Lap Time
1	21.123	27.593	31.316	1:20.032
2	20.050	17.375	18.181	55.606
3	20.179	17.318	18.272	55.769
4	20.168	17.423	18.471	56.062
5	20.042	17.177	18.018	55.237
6	19.863	17.455	18.824	56.142
7	20.021	17.212	18.495	55.728

No.147 Pollini Giacomo				
Laps	Sector 1	Sector 2	Sector 3	Lap Time
8	20.075	17.201	18.144	55.420
9	19.879	17.161	18.293	55.333
10	19.866	18.455	21.861	1:00.182
1	20.530	17.179	17.816	55.525
2	19.524	16.853	17.738	54.115
3	19.794	16.815	17.895	54.504
4	19.611	16.889	17.999	54.499
5	19.543	17.022	17.956	54.521
6	19.711	16.933	17.777	54.421
7	19.823	16.908	17.704	54.435
8	19.454	17.068	17.887	54.409
9	19.693	16.912	17.810	54.415
10	19.377	17.136	19.134	55.647
11	19.546	17.059	17.568	54.173

No.149 De Marco Davide				
Laps	Sector 1	Sector 2	Sector 3	Lap Time
1	20.943	17.616	18.117	56.676
2	20.062	17.060	17.945	55.067
3	19.953	17.117	17.881	54.951
4	20.566	54.534	17.982	1:33.082
5	19.896	17.224	18.186	55.306
6	19.846	17.285	18.244	55.375
7	19.697	17.222	18.112	55.031
8	19.411	17.090	17.787	54.288
9	19.512	17.309	18.465	55.286
10	21.403	17.788	17.972	57.163

No.152 Luisier Simon				
Laps	Sector 1	Sector 2	Sector 3	Lap Time
1	20.558	17.985	18.509	57.052
2	21.034	17.960	18.867	57.861
3	20.851	18.496	18.855	58.202
4	20.618	18.096	19.053	57.767
5	20.529	18.213	19.506	58.248
6	20.457	18.488	19.217	58.162
7	20.939	18.325	19.026	58.290

No.154 Lie-Nielsen Herman				
Laps	Sector 1	Sector 2	Sector 3	Lap Time
1	21.514	16.887	18.053	56.454
2	20.157	16.983	17.978	55.118
3	19.960	17.384	18.149	55.493
4	19.996	18.005	18.546	56.547
5	19.827	16.961	17.958	54.746
6	19.829	17.000	18.095	54.924
7	19.686	17.050	18.131	54.867



43° TROFEO DELLE INDUSTRIE
7-9 NOVEMBRE 2014
South Garda Karting - Lonato - Italy



KZ2
KZ2 Qualifying Practices Group 2 (QP-G2)
Analysis

For information purposes. No official / regulatory value

Laps	Sector 1	Sector 2	Sector 3	Lap Time
8	19.617	17.116	18.176	54.909
9	19.496	17.173	17.910	54.579
10	19.372	17.211	17.589	54.172
11	19.270	16.808	17.868	53.946

No.155	Stemann Pepijn			
1	20.491	17.359	17.869	55.719
2	19.855	17.157	17.761	54.773
3	20.534	17.091	19.173	56.798
4	19.850	16.855	17.852	54.557
5	19.552	16.884	17.985	54.421
6	19.528	16.878	18.011	54.417
7	19.716	16.897	17.934	54.547
8	19.565	17.157	17.982	54.704
9	19.431	16.930	17.827	54.188
10	19.311	16.976	17.982	54.269
11	19.196	16.812	18.019	54.027