



43° TROFEO DELLE INDUSTRIE

7-9 NOVEMBRE 2014

South Garda Karting - Lonato - Italy



KFJ
Final (F)
Risultati

Document 41 OFFICIAL

Rnk	No.	Concorrente / Entrant	Nat	Conditore / Driver	Nat	Materiale / Material	Time	Laps	Best Lap	Gap	Sector 1	Sector 2	Sector 3
1	▲13	320 M.M. Racing Kart	LUX	Reicher Simon	AUT	FA Kart / Vortex / Vega	17:59.757	20	51.141		14.863	16.191	20.087
2	▲9	308 Ward Racing	SWE	Smorodinov Alexey	RUS	Tony Kart / TM / Vega	18:01.346	20	51.979	1.589	15.086	16.598	20.295
3	▲15	310 Praga Kart Racing	CZE	Lindh Rasmus	SWE	Praga / Parilla / Vega	18:03.997	20	51.240	4.240	14.835	16.177	20.228
4	▲6	318 Team Komarov	RUS	Volegov Nikita	RUS	Tony Kart / Parilla / Vega	18:07.527	20	51.879	7.770	15.228	16.651	20.000
5	▲11	355 Ricky Flynn	GBR	Roes Andersen Casp	DNK	FA Alonso / Vortex / Vega	18:22.380	20	50.834	22.623	14.128	16.172	20.534
6	▲11	354 Real Racing	ROU	Vasile Daniel	ROU	Tony Kart / Vortex / Vega	18:23.191	20	52.805	23.434	15.437	16.570	20.798
7	▲27	348 DR Srl	ITA	Petrov Artem	RUS	DR / TM / Vega	18:24.030	20	51.143	24.273	14.570	16.365	20.208
8	▼6	315 Ricky Flynn Motorsport	GBR	Vips Yuri	EST	FA Alonso / Vortex / Vega	18:24.234	20	50.833	24.477	13.802	16.102	20.929
9	=	339 Keijzer Racing	NLD	Verkroost Bard	NLD	Zanardi / Parilla / Vega	18:26.826	20	51.292	27.069	14.263	16.291	20.738
10	▲13	347 DR Srl	ITA	Slurskiy Artem	RUS	DR / TM / Vega	18:29.790	20	50.446	30.033	14.438	16.104	19.904
11	▲14	328 RB Kart Technology Sa	CHE	Sereia Gabriel	BRA	Exprit / Vortex / Vega	18:35.500	20	51.524	35.743	14.897	16.274	20.353
12	▲9	327 RB Kart Technology Sa	CHE	Fernandez Wahbeh S	VEN	Exprit / Vortex / Vega	18:37.367	20	50.877	37.610	14.274	16.383	20.220
13	▼8	329 RB Kart Technology Sa	CHE	Lombardo Davide	ITA	Exprit / Vortex / Vega	18:43.157	20	51.565	43.400	14.337	16.620	20.608
14	▲5	356 Ricky Flynn	GBR	Sun Yue Yang	CHN	FA Alonso / Vortex / Vega	18:47.078	20	50.842	47.321	13.893	16.131	20.818
15	▲15	332 Kart Prom Team	UKR	Zotov Gleb	RUS	Tony Kart / TM / Vega	18:47.516	20	51.524	47.759	14.368	16.352	20.804
16	▲12	345 DR Srl	ITA	Travnikov Sergey	RUS	DR / TM / Vega	18:47.564	20	50.236	47.807	13.867	16.283	20.086
17	▼5	303 Baby Race Srl	ITA	Alesi Giuliano	CHE	Tony Kart / Vortex / Vega	18:48.785	20	51.883	49.028	14.678	16.374	20.831
18	▲9	351 Energy Corse Srl	ITA	Lvov Igor	RUS	Energy / Parilla / Vega	18:51.221	20	51.677	51.464	14.560	16.405	20.712
19	▼11	331 Van Kalmthout Martijn	NLD	Van Kalmthout Rinus	NLD	FA Kart / TM / Vega	17:08.397	18	52.185	2 Laps	14.839	16.368	20.978
20	▼17	302 Baby Race Srl	ITA	Lorandi Leonardo	ITA	Tony Kart / Vortex / Vega	16:15.150	17	52.776	3 Laps	14.442	16.908	21.426
21	▼8	322 Comer Spa	ITA	Scherer Fabio	CHE	Top Kart / Parilla / Vega	13:15.067	14	54.294	6 Laps	15.288	17.290	21.716
22	▲4	336 Kartronix International	GBR	Ye Yi Fei	CHN	Tony Kart / TM / Vega	13:37.055	14	54.162	6 Laps	14.935	17.339	21.888
23	▼8	333 Kart Prom Team	UKR	Mironov Maxim	UKR	Tony Kart / TM / Vega	13:38.577	14	53.904	6 Laps	15.714	17.028	21.162
24	▲9	311 Ward Racing	SWE	Blomqvist Isac	SWE	Tony Kart / Vortex / Vega	10:56.626	11	54.070	9 Laps	14.608	17.111	22.351
25	▼18	342 Forza Racing	GBR	Hoyer Mikkel	DNK	Tony Kart / Vortex / Vega	9:57.910	10	55.502	10 Laps	15.800	17.675	22.027
26	▼20	352 Colombo Giuseppe	ITA	Colombo Lorenzo	ITA	Tony Kart / TM / Vega	9:00.778	9	56.752	11 Laps	15.717	17.738	23.297
27	▲2	337 Forza Racing	GBR	Pankiewicz Julia	POL	Tony Kart / Vortex / Vega	9:09.149	9	56.555	11 Laps	15.808	17.927	22.820
28	▼8	343 Team Oakes	GBR	Novalak Clement	CHE	Kosmic / Vortex / Vega	8:22.862	8	57.965	12 Laps	16.615	18.388	22.962
29	▲3	309 Ward Racing	SWE	Ljungdahl Julius	SWE	Tony Kart / Vortex / Vega	8:26.121	8	59.687	12 Laps	16.609	18.553	24.525
30	▲1	321 BRT	ROU	Ponomarenko Milen	RUS	Tony Kart / LKE / Vega	6:21.558	6	59.185	14 Laps	17.075	18.392	23.718
31	▼27	305 Ward Racing	SWE	Vartanyan Alexander	RUS	Tony Kart / Vortex / Vega	2:12.994	2	1:03.877	18 Laps	19.117	20.822	23.938
32	▼8	312 Ward Racing	SWE	Lappalainen Konsta	FIN	Tony Kart / Vortex / Vega	1:12.935	1	1:07.162	19 Laps	19.981	21.064	26.117
33	▼32	334 Ricky Flynn	GBR	Sargeant Logan	USA	FA Kart / Vortex / Vega		0		20 Laps			
34	▼12	338 Lundgaard Racing	DNK	Lundgaard Christian	DNK	Tony Kart / Vortex / Vega	7.766	0		20 Laps			

Leaders : No.308 Smorodinov Alexey (1-18) / No.320 Reicher Simon (19-20)

Best Lap : No.345 Travnikov Sergey 50.236 72,37 Kph

Event Record : No.304 Moreira Laliberte Kami 39.880 91,17 Kph

Start Time : 09/11 - 15:53:40

Weather : Cloudy Air : 15°C Track : Wet

43° Trofeo delle Industrie (ITA) 07-09/11/2014

FICr Mantova

Page 1 / 1

Apex Timing

Data processing and charts editing provided by:





43° TROFEO DELLE INDUSTRIE

7-9 NOVEMBRE 2014

South Garda Karting - Lonato - Italy



KFJ Final (F) Lap Chart

For information purposes. No official / regulatory value

	1	2	3	4	5	6	7	8	9	10	11	12	13	14	15	16	17	18	19	20	21	22	23	24	25	26	27	28	29	30	31	32	33	34
Grid	334	315	302	305	329	352	342	331	339	318	308	303	322	320	333	355	354	310	356	343	327	338	347	312	328	336	351	345	337	338	321	309	311	348
Start	315	302	329	305	352	331	318	339	308	342	322	303	320	333	354	355	310	356	343	312	327	336	345	347	328	348	332	351	337	338	321	309	311	
Lap 1 Interval	308	318	315	302	310	354	320	322	331	339	329	303	352	356	333	305	355	343	327	328	336	342	347	351	332	312	337	321	311	309	348	345		
Lap 2	308	318	354	310	320	315	322	302	339	331	303	352	355	329	356	343	333	328	327	342	347	305	336	332	351	348	337	321	345	311	309			
Lap 3	308	318	310	320	354	302	315	322	339	331	352	355	329	328	303	356	343	342	347	351	327	332	348	336	333	337	345	311	321	309				
Lap 4	308	318	310	320	354	322	302	315	339	331	355	328	329	352	303	347	356	342	348	332	327	351	336	333	345	311	337	343	309	321				
Lap 5	308	318	310	320	354	322	302	339	315	331	355	328	329	347	352	303	348	356	327	342	351	336	333	332	311	345	337	309	343	321				
Lap 6	308	318	310	320	354	322	339	315	355	331	328	302	329	348	347	303	356	352	327	351	342	332	336	333	311	345	337	343	309	321				
Lap 7	308	318	310	320	354	322	339	315	355	331	328	348	329	347	302	303	356	327	352	351	342	336	332	311	345	333	337	343	309					
Lap 8	308	318	320	310	354	322	339	355	315	331	348	328	347	329	302	303	327	356	351	352	332	336	342	311	345	333	337	343	309					
Lap 9	308	318	320	310	354	322	339	355	315	331	348	328	347	329	302	327	303	351	356	332	352	336	342	345	333	311	337							
Lap 10	308	318	320	310	354	322	339	355	315	331	348	328	347	329	302	327	303	356	351	332	336	342	345	333	311									
Lap 11	308	318	320	310	354	322	339	355	315	348	331	347	328	302	329	327	356	332	303	351	336	345	333	311										
Lap 12	308	320	318	310	354	322	339	355	315	348	331	347	328	329	327	302	356	303	351	345	332	336	333											
Lap 13	308	320	318	310	354	339	355	322	315	348	331	347	328	329	302	327	356	303	351	345	332	336	333											
Lap 14	308	320	318	310	354	339	355	348	315	322	331	347	328	327	329	302	303	345	351	332	356	336	333											
Lap 15	308	320	318	310	354	339	355	348	315	331	347	328	327	329	302	303	345	332	351	356														
Lap 16	308	320	310	318	354	339	355	348	315	331	347	328	327	329	302	345	303	332	356	351														
Lap 17	308	320	310	318	354	355	339	348	315	347	328	327	329	332	303	356	345	351	302	331														
Lap 18	308	320	310	318	354	355	339	348	315	347	328	327	329	332	303	356	345	351	331															





43° TROFEO DELLE INDUSTRIE
7-9 NOVEMBRE 2014
South Garda Karting - Lonato - Italy



KFJ
Final (F)
Lap Chart

For information purposes. No official / regulatory value

Lap 19	320	308	310	318	354	355	339	348	315	347	328	327	329	332	303	356	345	351
		0.2	3.8	2.2	15.4	0.4	1.8	0.1	0.5	5.9	4.1	2.9	4.2	4.3	0.7	0.3	1.0	1.6
Lap 20	320	308	310	318	355	354	348	315	339	347	328	327	329	356	332	345	303	351
		1.5	2.6	3.5	14.8	0.8	0.8	0.2	2.5	2.9	5.7	1.8	5.7	3.9	0.4	0.0	1.2	2.4





43° TROFEO DELLE INDUSTRIE

7-9 NOVEMBRE 2014

South Garda Karting - Lonato - Italy



KFJ Final (F) Analysis

For information purposes. No official / regulatory value

Laps	Sector 1	Sector 2	Sector 3	Lap Time	Laps	Sector 1	Sector 2	Sector 3	Lap Time	Laps	Sector 1	Sector 2	Sector 3	Lap Time
No.302 Lorandi Leonardo					No.308 Smorodinov Alexey					No.311 Blomqvist Isac				
1	18.249	19.342	24.068	1:01.659	1	17.617	18.111	22.024	57.752	13	15.170	16.955	20.618	52.743
2	17.511	19.446	23.866	1:00.823	2	16.094	17.718	21.577	55.389	14	15.022	16.701	20.544	52.267
3	16.460	18.286	24.092	58.838	3	16.573	17.750	21.588	55.911	15	15.024	16.698	20.569	52.291
4	16.640	18.317	24.296	59.253	4	16.250	17.547	21.608	55.405	16	14.974	16.866	20.905	52.745
5	15.723	17.984	23.328	57.035	5	16.097	17.415	21.610	55.122	17	15.190	16.771	20.552	52.513
6	20.124	18.630	23.560	1:02.314	6	15.655	17.478	21.316	54.449	18	14.770	16.386	20.257	51.413
7	16.823	19.376	23.175	59.374	7	15.519	17.350	21.327	54.196	19	15.149	16.374	20.406	51.929
8	15.337	17.896	23.005	56.238	8	15.396	17.217	21.192	53.805	20	14.835	16.177	20.228	51.240
9	15.537	17.716	22.149	55.402	9	15.754	17.517	21.290	54.561	No.312 Lappalainen Konsta				
10	15.517	17.363	22.812	55.692	10	15.607	17.093	21.130	53.830	1	21.167	20.697	24.768	1:06.632
11	14.440	17.489	21.786	53.715	11	15.363	16.965	20.835	53.163	2	17.676	19.069	25.212	1:01.957
12	15.318	17.831	22.486	55.635	12	15.373	17.040	20.762	53.175	3	17.789	19.157	24.061	1:01.007
13	15.053	17.638	21.815	54.506	13	15.455	17.064	20.649	53.168	4	17.368	18.853	23.503	59.724
14	14.325	18.739	21.981	55.045	14	15.285	16.809	20.487	52.581	5	17.375	18.146	22.706	58.227
15	14.442	16.908	21.426	52.776	15	15.010	16.945	21.186	53.141	6	16.237	18.491	23.027	57.755
16	16.988	17.598	21.687	56.273	16	14.927	16.829	20.638	52.394	7	15.872	17.702	22.764	56.338
17	14.434	21.834	21.145	57.413	17	14.976	16.818	20.485	52.279	8	15.836	17.556	23.550	56.942
No.303 Alesi Giuliano					18	15.086	16.598	20.295	51.979	9	15.379	17.863	27.406	1:00.648
1	19.233	19.795	24.163	1:03.191	19	15.276	17.091	20.163	52.530	10	14.959	17.627	22.182	54.768
2	18.332	19.486	24.020	1:01.838	20	15.148	17.109	20.211	52.468	11	14.608	17.111	22.351	54.070
3	17.266	20.389	23.611	1:01.266	No.309 Ljungdahl Julius					No.315 Vips Yuri				
4	17.144	19.302	24.209	1:00.655	1	20.947	20.728	24.993	1:06.668	1	17.021	19.523	23.672	1:00.216
5	15.789	18.395	23.402	57.586	2	20.090	20.031	24.697	1:04.818	2	18.349	19.368	23.695	1:01.412
6	15.754	19.201	23.066	58.021	3	17.604	18.508	23.878	59.990	3	16.969	19.151	24.009	1:00.129
7	16.456	18.326	22.764	57.546	4	17.853	19.288	23.825	1:00.966	4	16.759	18.800	23.601	59.160
8	15.186	17.734	22.822	55.742	5	16.609	18.553	24.525	59.687	5	15.998	18.443	23.422	57.863
9	15.769	18.164	22.720	56.653	6	17.233	18.487	24.464	1:00.184	6	15.979	17.961	23.146	57.086
10	15.312	17.433	22.189	54.934	7	16.880	17.927	29.820	1:04.627	7	15.537	17.689	22.867	56.093
11	15.309	18.471	22.523	56.303	8	16.650	19.911	24.084	1:00.645	8	15.569	17.548	22.546	55.663
12	15.316	17.574	21.834	54.724	No.310 Lindh Rasmus					9	15.747	17.123	21.754	54.624
13	14.739	17.064	21.932	53.735	1	19.259	18.186	22.584	1:00.029	10	15.401	17.413	21.896	54.710
14	15.000	17.351	21.417	53.768	2	17.394	17.929	21.885	57.208	11	14.682	16.830	21.310	52.822
15	14.646	17.020	21.589	53.255	3	16.436	17.832	22.390	56.658	12	14.476	17.060	21.503	53.039
16	14.947	17.744	21.838	54.529	4	16.031	17.706	21.647	55.384	13	15.425	17.411	22.328	55.164
17	14.724	16.695	21.200	52.619	5	15.963	17.874	21.531	55.368	14	14.238	17.354	21.537	53.129
18	14.711	16.529	22.054	53.294	6	15.986	17.813	21.549	55.348	15	14.865	16.993	21.068	52.926
19	14.678	16.374	20.831	51.883	7	15.969	17.468	21.129	54.566	16	14.136	16.559	20.616	51.311
20	14.070	17.411	21.404	52.885	8	16.485	17.055	20.911	54.451	17	14.082	16.248	22.205	52.535
No.305 Vartanyan Alexander					9	15.938	16.925	21.055	53.918	18	14.619	16.114	20.463	51.196
1	20.237	20.763	24.691	1:05.691	10	15.522	16.952	20.631	53.105	19	13.843	16.282	21.242	51.367
2	19.117	20.822	23.938	1:03.877	11	15.203	16.781	20.653	52.637	20	13.802	16.102	20.929	50.833

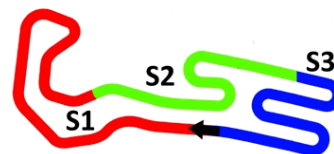




43° TROFEO DELLE INDUSTRIE

7-9 NOVEMBRE 2014

South Garda Karting - Lonato - Italy



KFJ Final (F) Analysis

For information purposes. No official / regulatory value

Laps	Sector 1	Sector 2	Sector 3	Lap Time
No.318 Volegov Nikita				
1	17.701	18.612	22.116	58.429
2	16.304	17.719	21.702	55.725
3	16.583	17.659	21.562	55.804
4	16.066	17.562	21.603	55.231
5	16.064	17.535	21.514	55.113
6	15.846	17.402	21.397	54.645
7	15.474	17.422	21.368	54.264
8	15.489	17.484	21.383	54.356
9	15.597	17.401	21.564	54.562
10	15.713	17.443	21.404	54.560
11	15.413	17.380	21.532	54.325
12	15.220	17.651	20.785	53.656
13	15.121	17.213	20.807	53.141
14	15.110	17.002	20.806	52.918
15	15.106	17.127	20.765	52.998
16	15.388	18.004	20.503	53.895
17	15.499	17.457	20.447	53.403
18	15.354	16.499	20.349	52.202
19	15.228	16.651	20.000	51.879
20	15.332	16.984	20.226	52.542

Laps	Sector 1	Sector 2	Sector 3	Lap Time
No.320 Reicher Simon				
1	19.399	18.923	22.473	1:00.795
2	17.549	18.671	21.611	57.831
3	17.138	17.242	21.579	55.959
4	15.924	17.785	21.785	55.494
5	16.657	17.468	21.419	55.544
6	15.884	17.754	21.454	55.092
7	15.749	17.602	21.424	54.775
8	15.629	16.925	20.749	53.303
9	15.528	16.780	21.146	53.454
10	15.243	16.682	20.607	52.532
11	15.126	16.682	20.559	52.367
12	15.175	16.714	20.336	52.225
13	14.996	16.630	20.385	52.011
14	14.848	16.677	20.515	52.040
15	15.035	16.647	20.804	52.486
16	15.321	17.028	20.287	52.636
17	14.902	16.463	20.285	51.650
18	15.223	16.570	20.262	52.055
19	15.140	16.459	20.341	51.940
20	14.863	16.191	20.087	51.141

Laps	Sector 1	Sector 2	Sector 3	Lap Time
No.321 Ponomarenko Milen				
1	20.747	20.293	24.277	1:05.317
2	18.747	19.896	24.399	1:03.042
3	18.462	19.552	24.080	1:02.094
4	17.593	20.229	25.040	1:02.862
5	16.738	19.746	24.269	1:00.753
6	17.075	18.392	23.718	59.185
No.322 Scherer Fabio				
1	17.947	19.209	23.719	1:00.875
2	17.466	18.654	23.720	59.840
3	17.385	18.446	23.954	59.785
4	16.439	18.347	23.475	58.261
5	15.858	17.468	23.523	56.849
6	15.581	17.057	22.642	55.280
7	16.016	17.446	22.117	55.579
8	15.941	17.257	22.336	55.534
9	15.444	17.561	21.843	54.848
10	15.305	17.118	21.994	54.417
11	15.519	17.424	21.795	54.738
12	15.288	17.290	21.716	54.294
13	15.779	17.464	21.827	55.070
14	15.234	17.512	22.594	55.340

Laps	Sector 1	Sector 2	Sector 3	Lap Time
No.327 Fernandez Wahbeh Sebastian				
1	20.018	20.158	24.545	1:04.721
2	17.638	19.413	24.222	1:01.273
3	18.768	19.285	24.176	1:02.229
4	17.439	18.438	23.790	59.667
5	16.692	18.397	23.524	58.613
6	16.712	17.803	22.473	56.988
7	16.417	17.959	22.658	57.034
8	15.519	17.483	22.639	55.641
9	15.247	17.217	22.244	54.708
10	15.112	17.144	21.774	54.030
11	15.004	17.221	21.846	54.071
12	14.745	17.305	21.680	53.730
13	14.550	18.623	21.993	55.166
14	14.613	16.952	21.365	52.930
15	14.593	17.186	21.110	52.889
16	14.369	16.692	21.039	52.100
17	14.169	16.619	20.540	51.328
18	15.095	16.499	20.381	51.975
19	14.395	16.488	20.664	51.547
20	14.274	16.383	20.220	50.877

Laps	Sector 1	Sector 2	Sector 3	Lap Time
No.328 Sereia Gabriel				
1	19.751	20.001	24.335	1:04.087
2	17.947	18.772	24.365	1:01.084
3	16.798	18.300	23.600	58.698
4	16.615	18.902	22.796	58.313
5	16.384	18.250	22.205	56.839
6	16.033	18.462	22.902	57.397
7	15.639	17.829	22.178	55.646
8	15.423	18.548	22.049	56.020
9	16.179	17.440	21.646	55.265
10	15.157	17.201	21.634	53.992
11	15.451	18.167	21.951	55.569
12	15.229	17.375	21.927	54.531
13	15.084	17.181	21.505	53.770
14	14.868	17.193	21.172	53.233
15	15.154	16.826	21.407	53.387
16	14.929	16.805	21.265	52.999
17	15.055	16.839	21.074	52.968
18	14.897	16.274	20.353	51.524
19	14.735	16.218	20.755	51.708
20	14.696	16.536	20.725	51.957

Laps	Sector 1	Sector 2	Sector 3	Lap Time
No.329 Lombardo Davide				
1	19.621	19.702	24.677	1:04.000
2	19.371	19.721	24.071	1:03.163
3	16.749	19.197	23.640	59.586
4	16.599	19.819	23.293	59.711
5	16.164	18.360	23.069	57.593
6	15.604	18.533	23.090	57.227
7	15.776	18.403	23.074	57.253
8	15.485	17.929	22.420	55.834
9	15.396	17.536	22.591	55.523
10	15.081	17.142	21.933	54.156
11	15.803	17.809	22.682	56.294
12	14.814	17.472	21.298	53.584
13	14.675	19.297	21.097	55.069
14	15.049	17.509	22.164	54.722
15	14.662	17.267	21.652	53.581
16	14.433	18.099	20.967	53.499
17	14.386	17.170	21.263	52.819
18	14.803	16.985	20.506	52.294
19	14.337	16.620	20.608	51.565
20	14.479	16.428	21.507	52.414





43° TROFEO DELLE INDUSTRIE

7-9 NOVEMBRE 2014

South Garda Karting - Lonato - Italy



KFJ Final (F) Analysis

For information purposes. No official / regulatory value

Laps	Sector 1	Sector 2	Sector 3	Lap Time
No.331 Van Kalmthout Rinus				
1	18.305	19.241	24.560	1:02.106
2	19.420	19.379	23.300	1:02.099
3	17.286	19.054	23.502	59.842
4	16.230	18.711	22.937	57.878
5	16.229	18.103	22.883	57.215
6	17.085	17.648	22.890	57.623
7	16.043	17.726	22.566	56.335
8	15.293	17.534	22.542	55.369
9	15.324	17.748	22.325	55.397
10	15.011	17.440	21.753	54.204
11	15.215	17.566	22.235	55.016
12	14.776	17.073	22.201	54.050
13	14.654	17.465	21.674	53.793
14	14.830	17.533	21.448	53.811
15	14.951	17.136	21.754	53.841
16	14.464	16.759	21.404	52.627
17	32.919	17.135	21.166	1:11.220
18	14.839	16.368	20.978	52.185
No.332 Zotov Gleb				
1	21.267	19.907	23.781	1:04.955
2	18.381	19.139	24.524	1:02.044
3	18.028	18.580	23.619	1:00.227
4	17.379	18.589	23.029	58.997
5	16.652	17.781	27.927	1:02.360
6	16.591	18.043	22.072	56.706
7	17.038	18.488	22.171	57.697
8	15.794	17.305	22.114	55.213
9	15.668	17.202	22.072	54.942
10	15.690	16.882	21.169	53.741
11	15.496	16.889	21.576	53.961
12	15.185	17.480	25.671	58.336
13	15.267	17.556	21.237	54.060
14	15.168	17.452	21.301	53.921
15	15.011	16.629	21.078	52.718
16	14.645	16.777	20.591	52.013
17	14.368	16.352	20.804	51.524
18	15.427	16.251	21.237	52.915
19	15.047	16.315	20.298	51.660
20	14.161	16.091	22.151	52.403
No.333 Mironov Maxim				
1	20.045	19.962	24.175	1:04.182
2	19.148	19.276	24.016	1:02.440

Laps	Sector 1	Sector 2	Sector 3	Lap Time
3	17.911	18.761	27.709	1:04.381
4	17.362	18.461	23.604	59.427
5	17.307	18.341	23.241	58.889
6	17.514	18.451	22.686	58.651
7	16.966	18.753	22.875	58.594
8	16.236	17.620	22.786	56.642
9	15.966	17.614	22.237	55.817
10	15.589	17.848	21.787	55.224
11	16.500	17.435	21.959	55.894
12	15.714	17.028	21.162	53.904
13	15.531	17.663	21.331	54.525
14	16.907	16.861	21.617	55.385
No.336 Ye Yi Fei				
1	20.199	20.519	24.447	1:05.165
2	18.960	19.674	24.145	1:02.779
3	18.052	19.098	24.339	1:01.489
4	16.988	18.647	23.985	59.620
5	16.824	18.607	23.401	58.832
6	17.498	18.358	22.849	58.705
7	16.228	17.973	22.664	56.865
8	15.819	17.698	23.061	56.578
9	15.673	17.777	21.754	55.204
10	15.152	17.586	22.059	54.797
11	14.909	17.437	22.077	54.423
12	16.305	17.646	23.329	57.280
13	14.935	17.339	21.888	54.162
14	14.953	18.513	21.838	55.304
No.337 Pankiewicz Julia				
1	20.623	20.655	24.720	1:05.998
2	18.615	19.665	24.514	1:02.794
3	18.251	19.228	23.828	1:01.307
4	18.457	19.033	23.571	1:01.061
5	17.444	19.047	24.269	1:00.760
6	16.707	18.398	22.894	57.999
7	16.557	18.311	22.632	57.500
8	16.620	18.441	22.601	57.662
9	15.808	17.927	22.820	56.555
No.339 Verkroost Bard				
1	18.366	19.794	24.693	1:02.853
2	17.864	18.662	23.868	1:00.394
3	17.052	18.381	23.518	58.951
4	16.370	18.189	23.739	58.298
5	15.839	18.312	22.703	56.854

Laps	Sector 1	Sector 2	Sector 3	Lap Time
6	15.582	17.760	22.948	56.290
7	15.214	17.580	22.841	55.635
8	15.172	17.166	22.292	54.630
9	15.067	17.310	22.245	54.622
10	14.981	17.307	21.763	54.051
11	15.037	17.209	21.856	54.102
12	15.195	17.473	21.725	54.393
13	15.355	17.053	21.603	54.011
14	14.533	16.891	21.066	52.490
15	14.443	16.859	21.089	52.391
16	14.417	16.744	21.458	52.619
17	14.880	16.422	21.679	52.981
18	14.263	16.291	20.738	51.292
19	14.142	16.680	21.038	51.860
20	15.121	18.449	20.574	54.144
No.342 Hoyer Mikkel				
1	21.442	20.856	24.894	1:07.192
2	17.913	19.151	23.866	1:00.930
3	17.447	18.681	23.985	1:00.113
4	17.999	18.275	24.166	1:00.440
5	16.773	18.280	25.178	1:00.231
6	18.052	17.984	22.963	58.999
7	16.034	17.938	22.894	56.866
8	15.894	17.824	23.713	57.431
9	15.800	17.675	22.027	55.502
10	16.229	17.383	22.450	56.062
No.343 Novalak Clement				
1	19.714	19.913	24.531	1:04.158
2	18.078	19.351	23.884	1:01.313
3	18.097	19.181	23.894	1:01.172
4	26.343	18.181	23.848	1:08.372
5	16.431	18.474	26.361	1:01.266
6	17.442	18.060	23.056	58.558
7	17.343	24.408	22.889	1:04.640
8	16.615	18.388	22.962	57.965
No.345 Travnikov Sergey				
1	26.625	19.686	23.428	1:09.739
2	18.099	19.036	23.873	1:01.008
3	18.711	19.014	23.068	1:00.793
4	17.649	18.524	22.862	59.035
5	19.143	18.122	22.819	1:00.084
6	16.857	18.067	22.741	57.665
7	16.147	17.892	22.343	56.382





43° TROFEO DELLE INDUSTRIE

7-9 NOVEMBRE 2014

South Garda Karting - Lonato - Italy



KFJ Final (F) Analysis

For information purposes. No official / regulatory value

Laps	Sector 1	Sector 2	Sector 3	Lap Time
8	15.900	17.701	22.821	56.422
9	15.498	17.701	22.455	55.654
10	15.324	18.317	21.464	55.105
11	15.181	16.995	21.365	53.541
12	15.118	17.842	21.474	54.434
13	14.602	17.235	20.858	52.695
14	16.090	17.325	20.958	54.373
15	14.607	17.131	20.913	52.651
16	14.524	16.896	20.712	52.132
17	14.390	20.705	20.317	55.412
18	14.208	16.841	20.417	51.466
19	16.014	16.579	19.949	52.542
20	13.867	16.283	20.086	50.236

No.347 Slurskiy Artem				
Laps	Sector 1	Sector 2	Sector 3	Lap Time
1	21.160	20.057	23.882	1:05.099
2	18.035	18.728	24.126	1:00.889
3	17.477	18.724	23.938	1:00.139
4	16.516	18.513	23.818	58.847
5	16.013	17.832	22.459	56.304
6	16.264	18.492	23.008	57.764
7	15.666	18.143	22.895	56.704
8	15.183	17.192	21.444	53.819
9	15.103	17.458	21.442	54.003
10	15.377	17.137	21.743	54.257
11	15.561	17.455	21.421	54.437
12	14.967	17.102	21.144	53.213
13	15.156	17.085	21.057	53.298
14	14.588	17.035	22.091	53.714
15	14.648	17.264	21.788	53.700
16	14.654	16.623	21.193	52.470
17	14.700	16.261	20.603	51.564
18	14.645	16.688	20.285	51.618
19	14.415	16.293	20.385	51.093
20	14.438	16.104	19.904	50.446

No.348 Petrov Artem				
Laps	Sector 1	Sector 2	Sector 3	Lap Time
1	25.796	18.844	23.969	1:08.609
2	18.108	19.029	23.191	1:00.328
3	17.125	18.106	23.944	59.175
4	16.972	18.289	22.830	58.091
5	16.260	17.742	22.394	56.396
6	16.069	17.596	22.212	55.877
7	15.603	17.224	22.027	54.854
8	15.678	17.242	21.236	54.156

Laps	Sector 1	Sector 2	Sector 3	Lap Time
9	15.308	16.961	21.582	53.851
10	15.308	17.015	21.497	53.820
11	15.508	17.082	21.060	53.650
12	15.169	16.690	21.365	53.224
13	14.760	16.892	20.836	52.488
14	14.790	16.696	21.004	52.490
15	15.218	16.735	20.549	52.502
16	14.570	16.365	20.208	51.143
17	14.517	16.177	21.553	52.247
18	14.354	16.215	20.720	51.289
19	14.261	16.296	21.368	51.925
20	14.818	16.480	19.908	51.206

No.351 Lvov Igor				
Laps	Sector 1	Sector 2	Sector 3	Lap Time
1	20.362	19.745	24.529	1:04.636
2	18.001	19.970	24.405	1:02.376
3	17.348	18.802	23.337	59.487
4	18.690	18.885	23.236	1:00.811
5	16.661	18.054	23.798	58.513
6	16.392	18.052	22.600	57.044
7	15.990	18.139	22.551	56.680
8	15.438	17.796	22.347	55.581
9	15.139	17.738	22.192	55.069
10	15.580	17.381	22.567	55.528
11	16.494	17.524	22.269	56.287
12	15.193	17.674	21.747	54.614
13	15.133	17.999	21.191	54.323
14	16.176	17.361	22.221	55.758
15	15.055	17.999	21.441	54.495
16	14.986	17.181	20.892	53.059
17	14.750	17.363	20.949	53.062
18	14.638	16.489	21.529	52.656
19	14.560	16.405	20.712	51.677
20	14.706	16.945	20.558	52.209

No.352 Colombo Lorenzo				
Laps	Sector 1	Sector 2	Sector 3	Lap Time
1	19.570	20.704	24.093	1:04.367
2	18.255	19.405	24.167	1:01.827
3	16.676	19.179	24.003	59.858
4	18.084	19.022	23.429	1:00.535
5	16.333	18.197	23.587	58.117
6	16.029	19.362	24.042	59.433
7	16.240	18.801	23.736	58.777
8	15.717	17.738	23.297	56.752
9	16.412	18.210	22.940	57.562

No.354 Vasile Daniel				
Laps	Sector 1	Sector 2	Sector 3	Lap Time
1	19.185	18.576	22.508	1:00.269
2	16.818	17.729	21.927	56.474
3	16.703	17.597	23.510	57.810
4	16.986	17.553	21.585	56.124
5	15.959	17.540	21.644	55.143
6	16.197	17.640	21.714	55.551
7	16.234	17.609	21.835	55.678
8	15.829	17.409	21.290	54.528
9	15.897	17.351	20.978	54.226
10	15.659	17.617	21.213	54.489
11	15.929	17.556	20.921	54.406
12	15.596	17.292	21.218	54.106
13	16.274	18.176	21.086	55.536
14	15.443	17.464	20.921	53.828
15	15.308	17.370	20.874	53.552
16	15.679	17.142	20.734	53.555
17	15.445	17.213	21.031	53.689
18	15.443	17.091	20.479	53.013
19	15.369	17.340	20.988	53.697
20	15.437	16.570	20.798	52.805

No.355 Roes Andersen Casper				
Laps	Sector 1	Sector 2	Sector 3	Lap Time
1	20.538	20.049	24.151	1:04.738
2	17.433	19.086	24.033	1:00.552
3	16.928	19.059	23.793	59.780
4	16.117	18.181	23.341	57.639
5	15.424	17.949	22.993	56.366
6	15.283	17.763	22.312	55.358
7	15.618	17.662	22.580	55.860
8	14.840	17.485	22.403	54.728
9	14.891	17.612	22.398	54.901
10	14.787	17.345	21.938	54.070
11	14.739	17.049	21.851	53.639
12	14.203	17.085	21.532	52.820
13	15.343	17.536	21.595	54.474
14	14.161	16.980	21.206	52.347
15	14.197	17.150	20.971	52.318
16	14.520	16.766	20.955	52.241
17	14.224	16.321	21.250	51.795
18	14.128	16.172	20.534	50.834
19	14.169	16.256	21.255	51.680
20	14.205	16.371	20.930	51.506





43° TROFEO DELLE INDUSTRIE
7-9 NOVEMBRE 2014
South Garda Karting - Lonato - Italy



KFJ
Final (F)
Analysis

For information purposes. No official / regulatory value
































Laps	Sector 1	Sector 2	Sector 3	Lap Time
No.356	Sun Yue Yang			
1	19.075	19.750	24.222	1:03.047
2	18.109	19.421	24.626	1:02.156
3	17.381	19.269	23.953	1:00.603
4	16.802	19.306	24.900	1:01.008
5	15.720	18.074	23.597	57.391
6	16.009	18.455	23.244	57.708
7	16.531	18.586	23.582	58.699
8	14.886	18.014	23.378	56.278
9	15.106	17.542	23.591	56.239
10	14.820	17.456	21.832	54.108
11	14.622	17.775	22.617	55.014
12	14.367	17.103	22.269	53.739
13	14.296	16.988	22.126	53.410
14	21.045	18.149	21.583	1:00.777
15	14.542	17.234	21.337	53.113
16	14.134	16.517	21.190	51.841
17	14.208	16.331	20.873	51.412
18	14.494	16.434	21.247	52.175
19	14.712	16.449	20.968	52.129
20	13.893	16.131	20.818	50.842



KFJ

KFJ
Final (F)
Starting Grid

Document 39 OFFICIAL

348	Petrov Artem DR / TM / Vega	 15 Points	17	311	Blomqvist Isac Tony Kart / Vortex / Vega	 32 Points
309	Ljungdahl Julius Tony Kart / Vortex / Vega	 36 Points	16	321	Ponomarenko Milen Tony Kart / LKE / Vega	 39 Points
332	Zotov Gleb Tony Kart / TM / Vega	 44 Points	15	337	Pankiewicz Julia Tony Kart / Vortex / Vega	 38 Points
345	Travnikov Sergey DR / TM / Vega	 23 Points	14	351	Lvov Igor Energy / Parilla / Vega	 39 Points
336	Ye Yi Fei Tony Kart / TM / Vega	 31 Points	13	328	Sereia Gabriel Exprit / Vortex / Vega	 50 Points
312	Lappalainen Konsta Tony Kart / Vortex / Vega	 35 Points	12	347	Slurskiy Artem DR / TM / Vega	 47 Points
338	Lundgaard Christian Tony Kart / Vortex / Vega	 30 Points	11	327	Fernandez Wahbeh Sebastian Exprit / Vortex / Vega	 2 Points
343	Novalak Clement Kosmic / Vortex / Vega	 37 Points	10	356	Sun Yue Yang FA Alonso / Vortex / Vega	 14 Points
310	Lindh Rasmus Praga / Parilla / Vega	 18 Points	9	354	Vasile Daniel Tony Kart / Vortex / Vega	 19 Points
355	Roes Andersen Casper FA Alonso / Vortex / Vega	 11 Points	8	333	Mironov Maxim Tony Kart / TM / Vega	 46 Points
320	Reicher Simon FA Kart / Vortex / Vega	 16 Points	7	322	Scherer Fabio Top Kart / Parilla / Vega	 52 Points
303	Alesi Giuliano Tony Kart / Vortex / Vega	 11 Points	6	308	Smorodinov Alexey Tony Kart / TM / Vega	 41 Points
318	Volegov Nikita Tony Kart / Parilla / Vega	 7 Points	5	339	Verkroost Bard Zanardi / Parilla / Vega	 54 Points
331	Van Kalmthout Rinus FA Kart / TM / Vega	 28 Points	4	342	Hoyer Mikkel Tony Kart / Vortex / Vega	 20 Points
352	Colombo Lorenzo Tony Kart / TM / Vega	 13 Points	3	329	Lombardo Davide Exprit / Vortex / Vega	 2 Points
305	Vartanyan Alexander Tony Kart / Vortex / Vega	 3 Points	2	302	Lorandi Leonardo Tony Kart / Vortex / Vega	 7 Points
315	Vips Yuri FA Alonso / Vortex / Vega	 17 Points	1	334	Sargeant Logan FA Kart / Vortex / Vega	 11 Points

POLE POSITION



Start : 09/11 - 15:10 20 Laps = 20,200 Km

43° Trofeo delle Industrie (ITA) 07-09/11/2014
FICr Mantova

Page 1 / 1

Apex Timing 

Data processing and charts editing provided by:

