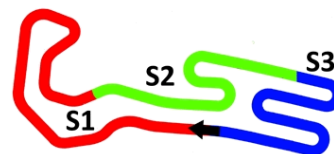




43° TROFEO DELLE INDUSTRIE

7-9 NOVEMBRE 2014

South Garda Karting - Lonato - Italy



KFJ Qualifying Practices Group 2 (QP-G2) Results

Document 18 OFFICIAL

Rnk	No.	Concorrente / Entrant	Nat	Conditore / Driver	Nat	Materiale / Material	Sector 1	Sector 2	Sector 3	Time	Gap	Laps
1	329	RB Kart Technology Sa	CHE	Lombardo Davide	ITA	Exprit / Vortex / Vega	17.451	15.366	17.000	49.817		11
2	345	DR Srl	ITA	Travnikov Sergey	RUS	Tony Kart / Vortex / Vega	17.966	15.753	16.235	49.954	0.137	8
3	303	Baby Race Srl	ITA	Alesi Giuliano	CHE	Tony Kart / Vortex / Vega	17.225	15.765	17.004	49.994	0.177	10
4	356	Ricky Flynn	GBR	Sun Yue Yang	CHN	FA Alonso / Vortex / Vega	17.912	15.416	16.721	50.049	0.232	11
5	315	Ricky Flynn Motorsport	GBR	Vips Yuri	EST	FA Alonso / Vortex / Vega	17.313	15.674	17.157	50.144	0.327	11
6	302	Baby Race Srl	ITA	Lorandi Leonardo	ITA	Tony Kart / Vortex / Vega	17.398	15.470	17.280	50.148	0.331	9
7	342	Forza Racing	GBR	Hoyer Mikkel	DNK	Tony Kart / Vortex / Vega	18.235	15.545	16.547	50.327	0.510	10
8	355	Ricky Flynn	GBR	Roes Andersen Casper	DNK	FA Alonso / Vortex / Vega	17.249	16.303	16.988	50.540	0.723	11
9	334	Ricky Flynn	GBR	Sargeant Logan	USA	FA Kart / Vortex / Vega	17.400	16.285	16.977	50.662	0.845	11
10	332	Kart Prom Team	RUS	Zotov Gleb	RUS	Tony Kart / TM / Vega	17.735	16.035	16.904	50.674	0.857	9
11	339	Keijzer Racing	NLD	Verkroost Bard	NLD	Zanardi / Parilla / Vega	18.019	15.701	17.032	50.752	0.935	11
12	322	Comer Spa	ITA	Scherer Fabio	CHE	Top Kart / Parilla / Vega	18.419	15.746	16.885	51.050	1.233	10
13	333	Kart Prom Team	RUS	Mironov Maxim	UKR	Tony Kart / TM / Vega	18.455	15.889	17.089	51.433	1.616	6
14	330	Morsicani Racing Sas	ITA	Pascu Nicholas	ROU	Tony Kart / Vortex / Vega	18.119	16.326	17.213	51.658	1.841	10
15	326	Malvestiti Alberto	ITA	Malvestiti Federico	ITA	Tony Kart / Vortex / Vega	18.046	16.386	17.463	51.895	2.078	8
16	311	Ward Racing	SWE	Blomqvist Isac	SWE	Tony Kart / Vortex / Vega	18.233	16.407	17.612	52.252	2.435	8
17	310	Praga Kart Racing	CZE	Lindh Rasmus	SWE	Praga / Parilla / Vega	18.536	16.444	17.275	52.255	2.438	10
18	353	Zanchi Alessandro	ITA	Zanchi Ludovic	ITA	Formula K / TM / Vega	17.837	15.856	18.584	52.277	2.460	10
19	349	Energy Corse Srl	ITA	Aleksandrov Nikita	RUS	Energy / Parilla / Vega	18.657	16.997	17.387	53.041	3.224	10
20	350	Energy Corse Srl	ITA	Kochev Konstantin	RUS	Energy / Parilla / Vega	18.835	16.996	17.344	53.175	3.358	11
21	344	Victory Racing Team	UKR	Peklin Ivan	RUS	Energy / TM / Vega	18.979	16.684	17.753	53.416	3.599	11
22	335	Ricky Flynn	GBR	Mazrul Haizad Adam H	MYS	FA Kart / Vortex / Vega	18.844	16.301	18.292	53.437	3.620	11
23	314	Dozari Team	RUS	Nosov Ivan	RUS	Tony Kart / TM / Vega	19.917	17.343	17.747	55.007	5.190	6
24	323	Lazzaroni Pier Roberto	ITA	Lazzaroni Filippo	ITA	Art Grand Prix / TM / Vega	19.901	17.274	18.046	55.221	5.404	9

Not Classified

	307	Ward Racing	SWE	Kalinin Mikhail	RUS	Tony Kart / Vortex / Vega				No Time		
	309	Ward Racing	SWE	Ljungdahl Julius	SWE	Tony Kart / Vortex / Vega				No Time		

Start Time : 08/11 - 10:50:32

Weather : Cloudy Air : 15°C Track : Drying

Best Lap : No.329 Lombardo Davide

Previous Event Record : No.318 Volegov Nikita

49.817 72,98 Kph

53.302 68,21 Kph

43° Trofeo delle Industrie (ITA) 07-09/11/2014

FICr Mantova

Page 1 / 1

Apex Timing

Data processing and charts editing provided by:

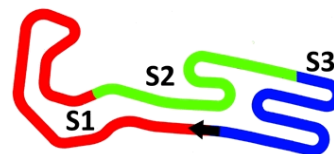




43° TROFEO DELLE INDUSTRIE

7-9 NOVEMBRE 2014

South Garda Karting - Lonato - Italy



KFJ Qualifying Practices Group 2 (QP-G2) Best Sectors Analysis

For information purposes. No official / regulatory value

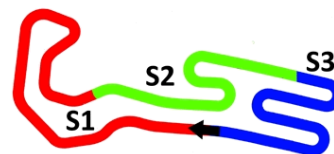
S1			S2			S3			Ideal Lap Times						
Rnk	No.	Time	Rnk	No.	Time	Rnk	No.	Time	Rnk	No.	Conditore / Driver	Nat	Ideal Lap	Best Lap	Diff.
1	303	17.225	1	329	15.366	1	345	16.235	1	356	Sun Yue Yang	CHN	49.754	50.049	0.295
2	355	17.249	2	356	15.416	2	342	16.547	2	329	Lombardo Davide	ITA	49.817	49.817	
3	315	17.313	3	302	15.470	3	356	16.721	3	315	Vips Yuri	RUS EST	49.824	50.144	0.320
4	302	17.398	4	342	15.545	4	315	16.875	4	345	Travnikov Sergey	RUS	49.832	49.954	0.122
5	334	17.400	5	315	15.636	5	322	16.885	5	303	Alesi Giuliano	CHE	49.994	49.994	
6	329	17.451	6	339	15.701	6	332	16.904	6	334	Sargeant Logan	USA	50.101	50.662	0.561
7	356	17.617	7	334	15.724	7	334	16.977	7	355	Roes Andersen Casper	DNK	50.104	50.540	0.436
8	332	17.735	8	322	15.746	8	355	16.988	8	302	Lorandi Leonardo	ITA	50.148	50.148	
9	353	17.837	9	345	15.753	9	329	17.000	9	342	Hoyer Mikkel	DNK	50.327	50.327	
10	345	17.844	10	303	15.765	10	303	17.004	10	332	Zotov Gleb	RUS	50.674	50.674	
11	339	18.019	11	353	15.856	11	339	17.032	11	339	Verkroost Bard	NLD	50.752	50.752	
12	326	18.026	11	333	15.856	12	333	17.089	12	353	Zanchi Ludovic	ITA	50.839	52.277	1.438
13	311	18.100	13	355	15.867	13	310	17.101	13	322	Scherer Fabio	CHE	51.050	51.050	
14	330	18.119	14	332	16.035	14	353	17.146	14	333	Mironov Maxim	UKR	51.400	51.433	0.033
15	342	18.235	15	326	16.047	15	330	17.213	15	326	Malvestiti Federico	ITA	51.536	51.895	0.359
16	310	18.266	16	330	16.268	16	302	17.280	16	330	Pascu Nicholas	ROU	51.600	51.658	0.058
17	322	18.419	17	335	16.301	17	350	17.344	17	310	Lindh Rasmus	SWE	51.681	52.255	0.574
18	333	18.455	18	310	16.314	18	349	17.387	18	311	Blomqvist Isac	SWE	52.063	52.252	0.189
19	335	18.497	19	311	16.351	19	326	17.463	19	335	Mazrul Haizad Adam Haikal	MYS	52.632	53.437	0.805
20	344	18.619	20	344	16.684	20	344	17.467	20	350	Kochev Konstantin	RUS	52.742	53.175	0.433
21	350	18.645	21	350	16.753	21	311	17.612	21	344	Peklin Ivan	RUS	52.770	53.416	0.646
22	349	18.657	22	349	16.764	22	323	17.622	22	349	Aleksandrov Nikita	RUS	52.808	53.041	0.233
23	314	19.591	23	323	17.011	23	314	17.743	23	323	Lazzaroni Filippo	ITA	54.250	55.221	0.971
24	323	19.617	24	314	17.233	24	335	17.834	24	314	Nosov Ivan	RUS	54.567	55.007	0.440



43° TROFEO DELLE INDUSTRIE

7-9 NOVEMBRE 2014

South Garda Karting - Lonato - Italy



KFJ KFJ Qualifying Practices Group 2 (QP-G2) Analysis

For information purposes. No official / regulatory value

Laps	Sector 1	Sector 2	Sector 3	Lap Time
No.302 Lorandi Leonardo				
1	19.923	18.535	18.774	57.232
2	19.578	17.844	18.328	55.750
3	18.678	16.983	17.779	53.440
4	18.371	16.251	17.687	52.309
5	18.718	16.290	18.058	53.066
6	18.013	15.840	17.576	51.429
7	17.693	16.832	17.821	52.346
8	17.486	15.923	17.549	50.958
9	17.398	15.470	17.280	50.148

Laps	Sector 1	Sector 2	Sector 3	Lap Time
No.303 Alesi Giuliano				
1	21.403	19.136	20.065	1:00.604
2	20.500	17.624	19.191	57.315
3	20.777	17.323	18.728	56.828
4	18.752	17.111	19.387	55.250
5	18.640	16.854	19.100	54.594
6	19.012	16.534	18.639	54.185
7	18.157	16.182	18.112	52.451
8	17.742	16.149	17.866	51.757
9	17.600	16.048	17.704	51.352
10	17.225	15.765	17.004	49.994

Laps	Sector 1	Sector 2	Sector 3	Lap Time
No.310 Lindh Rasmus				
1	19.512	16.617	17.310	53.439
2	18.774	16.853	17.565	53.192
3	18.720	16.897	17.327	52.944
4	18.536	16.444	17.275	52.255
5	18.462	16.563	17.525	52.550
6	18.780	16.334	17.411	52.525
7	23.665	20.104	17.101	1:00.870
8	18.266	16.314	18.203	52.783
9	18.292	16.673	17.779	52.744
10	18.801	17.374	17.236	53.411

Laps	Sector 1	Sector 2	Sector 3	Lap Time
No.311 Blomqvist Isac				
1	20.604	17.943	20.209	58.756
2	19.309	18.641	19.630	57.580
3	19.299	18.287	18.916	56.502
4	18.551	16.837	18.186	53.574
5	18.915	16.882	18.190	53.987
6	18.406	16.351	17.746	52.503
7	18.233	16.407	17.612	52.252
8	18.100	16.992	17.622	52.714

Laps	Sector 1	Sector 2	Sector 3	Lap Time
No.314 Nosov Ivan				
1	19.917	17.343	17.747	55.007
2	19.591	17.710	17.743	55.044
3	20.165	17.268	17.842	55.275
4	20.371	18.953	18.067	57.391
5	20.832	17.233	18.033	56.098
6	20.526	17.898	18.166	56.590

Laps	Sector 1	Sector 2	Sector 3	Lap Time
No.315 Vips Yuri				
1	26.230	18.484	19.254	1:03.968
2	19.834	18.425	18.605	56.864
3	18.816	16.994	18.817	54.627
4	18.361	16.886	18.336	53.583
5	19.605	16.391	18.776	54.772
6	23.641	16.259	18.186	58.086
7	17.732	15.832	17.922	51.486
8	17.639	18.386	17.639	53.664
9	17.949	16.190	17.747	51.886
10	17.313	15.674	17.157	50.144
11	18.690	15.636	16.875	51.201

Laps	Sector 1	Sector 2	Sector 3	Lap Time
No.322 Scherer Fabio				
1	20.537	17.904	19.646	58.087
2	19.080	17.134	17.850	54.064
3	18.998	17.796	18.028	54.822
4	18.556	16.730	17.890	53.176
5	25.657	16.850	17.899	1:00.406
6	19.841	16.565	17.905	54.311
7	19.051	16.553	17.384	52.988
8	18.816	16.180	17.041	52.037
9	18.540	16.068	17.058	51.666
10	18.419	15.746	16.885	51.050

Laps	Sector 1	Sector 2	Sector 3	Lap Time
No.323 Lazzaroni Filippo				
1	19.978	17.586	18.576	56.140
2	21.273	17.648	18.467	57.388
3	20.542	17.113	17.966	55.621
4	19.797	17.568	21.172	58.537
5	20.155	18.459	18.017	56.631
6	19.901	17.274	18.046	55.221
7	20.192	17.011	18.619	55.822
8	19.617	17.195	18.432	55.244
9	20.497	17.946	17.622	56.065

Laps	Sector 1	Sector 2	Sector 3	Lap Time
No.326 Malvestiti Federico				
1	22.856	18.763	19.125	1:00.744

Laps	Sector 1	Sector 2	Sector 3	Lap Time
No.329 Lombardo Davide				
2	19.581	16.856	19.077	55.514
3	20.653	17.026	17.970	55.649
4	18.649	16.827	17.497	52.973
5	18.140	16.047	19.114	53.301
6	18.295	16.931	17.863	53.089
7	18.026	16.523	17.629	52.178
8	18.046	16.386	17.463	51.895

Laps	Sector 1	Sector 2	Sector 3	Lap Time
No.330 Pascu Nicholas				
1	21.865	18.835	19.889	1:00.589
2	20.678	18.291	19.117	58.086
3	19.784	17.249	19.035	56.068
4	18.939	16.911	18.517	54.367
5	19.649	16.898	19.082	55.629
6	18.448	16.993	18.239	53.680
7	18.721	17.235	18.105	54.061
8	18.217	16.268	17.945	52.430
9	18.582	16.501	17.695	52.778
10	18.119	16.326	17.213	51.658

Laps	Sector 1	Sector 2	Sector 3	Lap Time
No.332 Zotov Gleb				
1	22.136	18.400	19.502	1:00.038
2	19.630	17.815	19.008	56.453
3	18.743	16.869	18.613	54.225
4	18.113	17.253	18.099	53.465
5	20.365	16.650	17.944	54.959
6	18.452	16.650	17.906	53.008
7	18.048	16.293	17.587	51.928
8	17.845	16.057	17.309	51.211
9	17.735	16.035	16.904	50.674

Laps	Sector 1	Sector 2	Sector 3	Lap Time
No.333 Mironov Maxim				
1	20.073	16.476	19.539	56.088

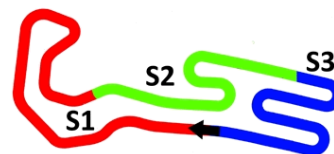




43° TROFEO DELLE INDUSTRIE

7-9 NOVEMBRE 2014

South Garda Karting - Lonato - Italy



KFJ KFJ Qualifying Practices Group 2 (QP-G2) Analysis

For information purposes. No official / regulatory value

Laps	Sector 1	Sector 2	Sector 3	Lap Time
2	19.210	17.843	18.152	55.205
3	22.015	16.182	18.041	56.238
4	18.710	17.333	17.321	53.364
5	18.455	15.889	17.089	51.433
6	19.682	15.856	18.158	53.696

No.334 Sargeant Logan				
Laps	Sector 1	Sector 2	Sector 3	Lap Time
1	22.362	18.790	19.652	1:00.804
2	20.369	18.538	19.239	58.146
3	20.275	17.368	18.821	56.464
4	19.237	18.030	18.550	55.817
5	19.068	17.590	18.449	55.107
6	18.319	15.820	18.100	52.239
7	17.795	15.818	17.679	51.292
8	18.007	15.724	17.711	51.442
9	17.676	16.339	17.986	52.001
10	18.300	17.351	17.881	53.532
11	17.400	16.285	16.977	50.662

No.335 Mazrul Haizad Adam Haikal				
Laps	Sector 1	Sector 2	Sector 3	Lap Time
1	23.875	19.540	19.895	1:03.310
2	20.625	18.711	19.746	59.082
3	19.827	17.578	18.865	56.270
4	19.514	17.326	19.459	56.299
5	18.955	17.009	18.692	54.656
6	19.540	16.892	19.095	55.527
7	19.138	18.030	18.489	55.657
8	18.844	16.301	18.292	53.437
9	18.527	16.424	18.574	53.525
10	19.390	16.539	17.834	53.763
11	18.497	16.465	18.691	53.653

No.339 Verkroost Bard				
Laps	Sector 1	Sector 2	Sector 3	Lap Time
1	19.815	17.678	18.685	56.178
2	19.257	17.686	18.098	55.041
3	18.754	16.683	18.478	53.915
4	19.355	16.775	18.848	54.978
5	18.897	16.893	18.278	54.068
6	18.710	16.279	17.877	52.866
7	18.345	15.821	17.672	51.838
8	18.219	16.148	17.585	51.952
9	18.057	16.784	17.590	52.431
10	18.149	15.971	17.418	51.538
11	18.019	15.701	17.032	50.752

No.342 Hoyer Mikkel				
Laps	Sector 1	Sector 2	Sector 3	Lap Time
1	21.206	17.730	19.034	57.970
2	20.025	17.167	18.926	56.118
3	18.985	17.129	18.181	54.295
4	19.430	16.841	18.162	54.433
5	19.363	16.548	17.951	53.862
6	20.244	16.472	17.884	54.600
7	18.745	16.375	17.785	52.905
8	18.663	15.981	17.418	52.062
9	18.302	15.791	17.306	51.399
10	18.235	15.545	16.547	50.327

No.344 Peklin Ivan				
Laps	Sector 1	Sector 2	Sector 3	Lap Time
1	20.418	17.124	18.223	55.765
2	19.563	17.383	17.815	54.761
3	19.278	17.359	17.857	54.494
4	19.650	16.998	18.093	54.741
5	19.449	17.043	18.051	54.543
6	19.373	17.458	17.947	54.778
7	19.065	16.825	17.856	53.746
8	19.202	16.903	17.642	53.747
9	18.979	16.684	17.753	53.416
10	20.030	17.736	17.671	55.437
11	18.619	18.112	17.467	54.198

No.345 Travnikov Sergey				
Laps	Sector 1	Sector 2	Sector 3	Lap Time
1	20.157	18.068	17.962	56.187
2	18.348	16.239	17.760	52.347
3	18.110	16.143	17.299	51.552
4	18.790	16.482	17.950	53.222
5	18.043	16.108	17.360	51.511
6	19.466	16.026	16.700	52.192
7	17.844	16.533	16.857	51.234
8	17.966	15.753	16.235	49.954

No.349 Aleksandrov Nikita				
Laps	Sector 1	Sector 2	Sector 3	Lap Time
1	19.494	17.040	17.593	54.127
2	18.872	16.829	17.833	53.534
3	19.305	16.874	17.666	53.845
4	18.813	17.369	17.773	53.955
5	18.725	17.464	18.222	54.411
6	19.021	16.880	18.174	54.075
7	18.767	17.114	18.208	54.089
8	18.899	16.764	17.615	53.278
9	18.759	16.769	17.692	53.220

Laps	Sector 1	Sector 2	Sector 3	Lap Time
10	18.657	16.997	17.387	53.041

No.350 Kochev Konstantin				
Laps	Sector 1	Sector 2	Sector 3	Lap Time
1	19.912	17.120	17.655	54.687
2	18.993	16.931	17.429	53.353
3	18.869	17.316	18.286	54.471
4	18.822	17.104	18.351	54.277
5	19.111	17.271	17.921	54.303
6	19.310	16.838	18.101	54.249
7	19.247	17.614	17.791	54.652
8	18.645	17.061	17.925	53.631
9	18.918	16.910	18.079	53.907
10	19.338	16.753	17.453	53.544
11	18.835	16.996	17.344	53.175

No.353 Zanchi Ludovic				
Laps	Sector 1	Sector 2	Sector 3	Lap Time
1	20.541	19.461	20.162	1:00.164
2	19.546	17.212	19.419	56.177
3	18.590	16.844	19.256	54.690
4	18.405	18.031	19.372	55.808
5	18.736	17.658	19.311	55.705
6	17.876	17.180	18.754	53.810
7	18.137	17.913	19.028	55.078
8	17.837	15.856	18.584	52.277
9	18.399	15.996	18.044	52.439
10	37.055	16.866	17.146	1:11.067

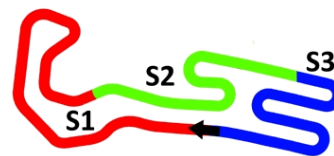
No.355 Roes Andersen Casper				
Laps	Sector 1	Sector 2	Sector 3	Lap Time
1	21.783	18.016	19.278	59.077
2	19.773	17.521	18.964	56.258
3	18.242	16.813	18.648	53.703
4	18.129	16.559	18.325	53.013
5	18.066	16.326	18.348	52.740
6	17.861	16.122	17.978	51.961
7	17.717	16.009	17.817	51.543
8	17.643	16.077	17.326	51.046
9	17.810	15.867	17.361	51.038
10	17.618	16.821	21.268	55.707
11	17.249	16.303	16.988	50.540

No.356 Sun Yue Yang				
Laps	Sector 1	Sector 2	Sector 3	Lap Time
1	22.197	18.195	19.810	1:00.202
2	21.526	17.665	18.498	57.689
3	19.133	16.842	18.876	54.851
4	18.721	17.481	18.527	54.729
5	19.243	16.652	18.592	54.487





43° TROFEO DELLE INDUSTRIE
7-9 NOVEMBRE 2014
South Garda Karting - Lonato - Italy



KFJ
Qualifying Practices Group 2 (QP-G2)
Analysis

For information purposes. No official / regulatory value

Laps	Sector 1	Sector 2	Sector 3	Lap Time
6	19.115	16.281	17.889	53.285
7	19.189	16.330	17.967	53.486
8	18.394	17.316	17.618	53.328
9	18.030	15.917	18.236	52.183
10	17.617	15.868	18.264	51.749
11	17.912	15.416	16.721	50.049