



43° TROFEO DELLE INDUSTRIE

7-9 NOVEMBRE 2014

South Garda Karting - Lonato - Italy



KFJ Qualifying Heat B-C Risultati

Document 28 OFFICIAL

Rnk	No.	Concorrente / Entrant	Nat	Conduttore / Driver	Nat	Materiale / Material	Time	Laps	Best Lap	Gap	Sector 1	Sector 2	Sector 3	Penalty	Points
1	▲7	305 Ward Racing	SWE	Vartanyan Alexand	RUS	Tony Kart / Vortex / Vega	11:16.493	15	44.354		15.967	14.180	14.207		0
2	▲8	355 Ricky Flynn	GBR	Roes Andersen Ca	DNK	FA Alonso / Vortex / Vega	11:18.010	15	44.313	1.517	15.896	14.216	14.201		2
3	▲4	302 Baby Race Srl	ITA	Lorandi Leonardo	ITA	Tony Kart / Vortex / Vega	11:18.685	15	44.403	2.192	15.914	14.271	14.218		3
4	▼3	318 Team Komarov	RUS	Volegov Nikita	RUS	Tony Kart / Parilla / Vega	11:18.886	15	44.368	2.393	15.902	14.200	14.266		4
5	▼2	303 Baby Race Srl	ITA	Alesi Giuliano	CHE	Tony Kart / Vortex / Vega	11:19.091	15	44.467	2.598	15.887	14.191	14.389		5
6	▲5	334 Ricky Flynn	GBR	Sargeant Logan	USA	FA Kart / Vortex / Vega	11:20.223	15	44.306	3.730	15.901	14.206	14.199		6
7	▼1	315 Ricky Flynn Motorsport	GBR	Vips Yuri	EST	FA Alonso / Vortex / Vega	11:20.574	15	44.434	4.081	15.895	14.295	14.244		7
8	▼4	320 M.M. Racing Kart	USA	Reicher Simon	AUT	FA Kart / Vortex / Vega	11:20.991	15	44.393	4.498	15.887	14.208	14.298		8
9	=	354 Real Racing	ROU	Vasile Daniel	ROU	Tony Kart / Vortex / Vega	11:21.858	15	44.605	5.365	15.965	14.285	14.355		9
10	▲3	312 Ward Racing	SWE	Lappalainen Konst	FIN	Tony Kart / Vortex / Vega	11:23.746	15	44.489	7.253	15.985	14.271	14.233		10
11	▲11	310 Praga Kart Racing	CZE	Lindh Rasmus	SWE	Praga / Parilla / Vega	11:24.185	15	44.450	7.692	15.972	14.226	14.252		11
12	▼10	345 DR Srl	ITA	Travnikov Sergey	RUS	DR / TM / Vega	11:26.255	15	44.757	9.762	15.958	14.330	14.469		12
13	▼1	331 Van Kalmthout Martjn	NLD	Van Kalmthout Rin	NLD	FA Kart / TM / Vega	11:26.967	15	44.654	10.474	16.044	14.283	14.327		13
14	▲10	319 Team Komarov	RUS	Fetisov Bogdan	RUS	Tony Kart / Parilla / Vega	11:27.965	15	44.485	11.472	15.979	14.327	14.179		14
15	▲5	321 BRT	ROU	Ponomarenko Mile	RUS	Tony Kart / LKE / Vega	11:29.077	15	44.612	12.584	16.027	14.303	14.282		15
16	▲19	309 Ward Racing	SWE	Ljungdahl Julius	SWE	Tony Kart / Vortex / Vega	11:30.182	15	44.633	13.689	15.955	14.308	14.370		16
17	▼2	322 Comer Spa	ITA	Scherer Fabio	CHE	Top Kart / Parilla / Vega	11:30.741	15	44.783	14.248	16.002	14.377	14.404		17
18	▲8	350 Energy Corse Srl	ITA	Kochev Konstantin	RUS	Energy / Parilla / Vega	11:31.875	15	44.856	15.382	16.167	14.225	14.464		18
19	▲10	337 Forza Racing	GBR	Pankiewicz Julia	POL	Tony Kart / Vortex / Vega	11:31.975	15	44.573	15.482	16.089	14.225	14.259		19
20	▲3	353 Zanchi Alessandro	ITA	Zanchi Ludovic	ITA	Formula K / TM / Vega	11:32.606	15	44.614	16.113	15.997	14.198	14.419		20
21	=	347 DR Srl	ITA	Slurskiy Artem	RUS	DR / TM / Vega	11:32.865	15	44.569	16.372	15.950	14.270	14.349		21
22	▼8	339 Keijzer Racing	NLD	Verkroost Bard	NLD	Zanardi / Parilla / Vega	11:23.579	15	44.476	17.086	15.950	14.262	14.264	+10.000	22
23	▲10	346 DR Srl	ITA	Slurskiy Zahar	RUS	DR / TM / Vega	11:34.202	15	44.750	17.709	15.988	14.334	14.428		23
24	▲1	306 Ward Racing	SWE	Svensson Emma	SWE	Kosmic / Vortex / Vega	11:36.753	15	44.953	20.260	16.087	14.376	14.490		24
25	▲6	323 Lazzaroni Pier Roberto	ITA	Lazzaroni Filippo	ITA	Art Grand Prix / TM / Vega	11:37.408	15	44.912	20.915	16.016	14.504	14.392		25
26	▲4	314 Dozari Team	RUS	Nosov Ivan	RUS	Tony Kart / TM / Vega	11:38.580	15	44.869	22.087	16.106	14.382	14.381		26
27	=	344 Victory Racing Team	UKR	Peklin Ivan	RUS	Energy / TM / Vega	11:42.918	15	45.264	26.425	16.277	14.490	14.497		27
28	=	325 AB Motorsport Racing T	SWE	Caldana Anthon	SWE	Zanardi / Parilla / Vega	11:44.760	15	45.671	28.267	16.404	14.730	14.537		28
29	▼11	330 Morsicani Racing Sas	ITA	Pascu Nicholas	ROU	Tony Kart / Vortex / Vega	11:38.391	15	45.095	31.898	16.122	14.416	14.557	+10.000	29
30	▼13	340 Dose Peter	DNK	Dose Emil	DNK	Kosmic / Vortex / Vega	11:51.287	15	45.030	34.794	16.157	14.466	14.407		30
31	▼26	304 Baby Race Srl	ITA	Moreira Laliberte K	CAN	Tony Kart / Vortex / Vega	8:28.566	11	44.826	4 Laps	16.092	14.361	14.373		31
32	▼16	324 AB Motorsport Racing T	ITA	Jern Joel	SWE	Zanardi / Parilla / Vega	1:47.677	2	48.614	13 Laps	18.247	15.144	15.223		32

No.339 Verkroost Bard : Decision n°8 from Stewards

No.330 Pascu Nicholas : Decision n°9 from Stewards

Not Classified

	328	RB Kart Technology Sa	CHE	Sereia Gabriel	BRA	Exprit / Vortex / Vega				DNS					37
	301	Cicognini Ivo	ITA	Cicognini Domenic	ITA	Energy / TM / Vega				Retired					41
	326	Malvestiti Alberto	ITA	Malvestiti Federico	ITA	Tony Kart / Vortex / Vega	11:38.035		45.122	cluded	16.151	14.461	14.510		38

No.326 Malvestiti Federico : Decision n° 10 from Stewards

Leaders : No.318 Volegov Nikita (1-4) / No.303 Alesi Giuliano (5-7) / No.305 Vartanyan Alexander (8-15)

Start Time : 08/11 - 15:25:55

Best Lap : No.334 Sargeant Logan 44.306 82,06 Kph

Weather : Cloudy Air : 15°C Track : Drying

Event Record : No.304 Moreira Laliberte Kami 39.880 91,17 Kph

43° Trofeo delle Industrie (ITA) 07-09/11/2014

FICr Mantova

Page 1 / 1

Apex Timing

Data processing and charts editing provided by:

Alitest
Test Rapidi per il Latte

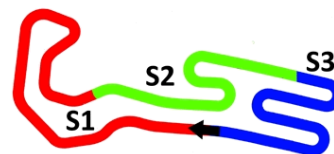




43° TROFEO DELLE INDUSTRIE

7-9 NOVEMBRE 2014

South Garda Karting - Lonato - Italy



KFJ KFJ Qualifying Heat B-C Analysis

For information purposes. No official / regulatory value

Laps Sector 1 Sector 2 Sector 3 Lap Time

No.302 Lorandi Leonardo

1	17.864	14.973	14.488	47.325
2	16.386	14.481	14.497	45.364
3	16.287	14.478	14.412	45.177
4	16.034	14.345	14.429	44.808
5	16.014	14.586	14.428	45.028
6	16.041	14.346	15.232	45.619
7	16.144	14.315	14.272	44.731
8	15.914	14.271	14.218	44.403
9	15.952	14.357	14.511	44.820
10	15.987	14.217	14.248	44.452
11	15.930	14.261	14.309	44.500
12	16.007	14.226	14.407	44.640
13	16.058	14.236	14.214	44.508
14	15.983	14.276	15.191	45.450
15	16.128	14.200	14.388	44.716

No.303 Alesi Giuliano

1	17.080	14.787	14.843	46.710
2	16.466	14.574	14.596	45.636
3	16.206	14.453	14.611	45.270
4	16.171	14.432	14.459	45.062
5	16.068	14.580	14.480	45.128
6	16.007	14.395	14.383	44.785
7	16.010	14.346	14.454	44.810
8	16.034	14.340	14.684	45.058
9	16.023	14.416	14.887	45.326
10	16.007	14.270	15.016	45.293
11	16.048	14.317	14.310	44.675
12	15.900	14.290	14.296	44.486
13	16.037	14.318	14.251	44.606
14	15.887	14.191	14.389	44.467
15	16.259	14.408	14.290	44.957

No.304 Moreira Laliberte Kami

1	17.787	14.927	14.721	47.435
2	16.329	14.856	14.911	46.096
3	16.480	14.580	14.596	45.656
4	16.151	14.439	14.545	45.135
5	16.142	14.880	14.959	45.981
6	16.320	14.513	15.330	46.163
7	16.365	14.407	14.784	45.556
8	15.961	14.408	15.249	45.618
9	17.145	14.969	14.789	46.903
10	16.092	14.361	14.373	44.826

Laps Sector 1 Sector 2 Sector 3 Lap Time

No.305 Vartanyan Alexander

1	18.093	15.169	14.785	48.047
2	16.070	14.451	14.689	45.210
3	16.062	14.379	14.374	44.815
4	15.907	14.368	14.336	44.611
5	15.920	14.520	14.512	44.952
6	15.999	14.385	14.715	45.099
7	15.857	14.284	14.307	44.448
8	15.839	14.331	14.432	44.602
9	15.874	14.352	14.291	44.517
10	15.913	14.313	14.275	44.501
11	15.888	14.284	14.264	44.436
12	15.852	14.217	14.316	44.385
13	16.112	14.265	14.290	44.667
14	15.967	14.180	14.207	44.354
15	15.887	14.214	14.324	44.425

No.306 Svensson Emma

1	17.884	17.082	16.154	51.120
2	16.772	14.788	15.281	46.841
3	16.741	14.950	14.678	46.369
4	16.176	14.594	14.641	45.411
5	16.213	14.670	14.454	45.337
6	16.300	14.609	14.607	45.516
7	16.253	14.655	14.490	45.398
8	16.697	14.478	14.600	45.775
9	16.747	14.397	14.522	45.666
10	16.087	14.376	14.490	44.953
11	16.100	14.797	14.831	45.728
12	16.233	14.375	14.493	45.101
13	16.353	14.328	15.166	45.847
14	16.206	14.881	14.767	45.854
15	16.279	14.539	14.534	45.352

No.309 Ljungdahl Julius

1	17.762	16.280	16.138	50.180
2	16.434	14.568	14.538	45.540
3	16.430	14.554	14.547	45.531
4	16.262	14.608	14.864	45.734
5	16.252	14.396	14.491	45.139
6	16.020	14.451	14.934	45.405
7	16.088	14.524	14.495	45.107
8	16.030	14.327	14.915	45.272
9	16.113	14.329	14.482	44.924

Laps Sector 1 Sector 2 Sector 3 Lap Time

10	15.955	14.308	14.370	44.633
11	15.885	14.498	14.650	45.033
12	16.379	14.786	14.706	45.871
13	16.079	14.370	14.378	44.827
14	16.062	14.297	14.398	44.757
15	16.024	14.289	14.394	44.707

No.310 Lindh Rasmus

1	18.014	16.475	16.335	50.824
2	16.669	14.500	14.582	45.751
3	16.171	14.376	14.448	44.995
4	16.130	14.355	14.391	44.876
5	16.095	14.428	14.429	44.952
6	16.076	14.298	14.762	45.136
7	16.086	14.406	14.413	44.905
8	16.094	14.350	14.335	44.779
9	16.494	14.539	14.389	45.422
10	16.036	14.335	14.320	44.691
11	15.981	14.235	14.253	44.469
12	16.014	14.423	14.310	44.747
13	16.127	14.205	14.222	44.554
14	16.046	14.241	14.216	44.503
15	15.972	14.226	14.252	44.450

No.312 Lappalainen Konsta

1	18.456	16.059	15.006	49.521
2	16.263	14.665	14.423	45.351
3	16.233	14.510	14.645	45.388
4	16.631	14.464	14.541	45.636
5	16.087	14.441	14.298	44.826
6	16.109	14.555	14.585	45.249
7	16.825	14.471	14.268	45.564
8	16.166	14.345	14.567	45.078
9	16.065	14.351	14.196	44.612
10	16.010	14.296	14.335	44.641
11	15.993	14.393	14.207	44.593
12	15.985	14.271	14.233	44.489
13	16.150	14.441	14.258	44.849
14	16.060	14.280	14.201	44.541
15	16.007	14.475	14.951	45.433

No.314 Nosov Ivan

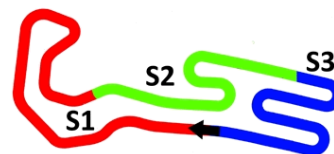
1	18.140	16.878	16.232	51.250
2	17.087	14.984	14.831	46.902
3	17.485	14.823	15.199	47.507
4	17.666	14.794	14.696	47.156



43° TROFEO DELLE INDUSTRIE

7-9 NOVEMBRE 2014

South Garda Karting - Lonato - Italy



KFJ Qualifying Heat B-C Analysis

For information purposes. No official / regulatory value

Laps	Sector 1	Sector 2	Sector 3	Lap Time
5	16.352	15.065	14.762	46.179
6	16.143	14.539	14.536	45.218
7	16.113	14.541	14.591	45.245
8	16.124	14.400	14.550	45.074
9	16.090	14.482	14.479	45.051
10	16.117	14.439	14.578	45.134
11	16.053	14.479	14.817	45.349
12	16.253	14.400	14.416	45.069
13	16.106	14.382	14.381	44.869
14	16.037	14.480	14.712	45.229
15	16.088	15.600	14.813	46.501

No.315 Vips Yuri				
Laps	Sector 1	Sector 2	Sector 3	Lap Time
1	17.876	15.219	14.647	47.742
2	16.191	14.424	15.167	45.782
3	16.406	14.554	14.915	45.875
4	16.011	14.360	14.592	44.963
5	15.991	14.506	14.832	45.329
6	15.963	14.411	14.888	45.262
7	15.961	14.331	14.320	44.612
8	15.980	14.308	14.337	44.625
9	15.995	14.346	14.387	44.728
10	16.019	14.360	14.349	44.728
11	15.943	14.309	14.375	44.627
12	15.931	14.218	14.542	44.691
13	16.110	14.291	14.737	45.138
14	16.248	14.238	14.249	44.735
15	15.895	14.295	14.244	44.434

No.318 Volegov Nikita				
Laps	Sector 1	Sector 2	Sector 3	Lap Time
1	16.959	14.749	14.720	46.428
2	16.415	14.617	14.567	45.599
3	16.294	14.522	14.498	45.314
4	16.203	14.489	14.451	45.143
5	16.133	15.107	14.787	46.027
6	16.043	14.368	14.763	45.174
7	16.334	14.343	14.349	45.026
8	15.939	14.286	14.234	44.459
9	15.913	14.308	14.565	44.786
10	16.078	14.262	14.402	44.742
11	16.035	14.565	14.236	44.836
12	15.902	14.200	14.266	44.368
13	16.078	14.190	14.202	44.470
14	15.950	14.206	14.630	44.786
15	16.369	14.291	14.338	44.998

No.319 Fetisov Bogdan				
Laps	Sector 1	Sector 2	Sector 3	Lap Time
1	18.561	16.186	15.616	50.363
2	17.384	14.848	14.612	46.844
3	16.497	14.603	14.465	45.565
4	16.592	14.466	15.016	46.074
5	16.598	14.491	14.380	45.469
6	16.059	14.433	14.447	44.939
7	15.963	14.375	14.391	44.729
8	15.910	14.307	14.372	44.589
9	16.006	14.385	14.292	44.683
10	16.082	14.693	14.489	45.264
11	15.916	14.354	14.845	45.115
12	16.502	14.271	14.221	44.994
13	16.147	14.304	14.234	44.685
14	16.061	14.326	14.305	44.692
15	15.979	14.327	14.179	44.485

No.320 Reicher Simon				
Laps	Sector 1	Sector 2	Sector 3	Lap Time
1	18.612	15.798	15.174	49.584
2	16.207	14.821	14.790	45.818
3	16.118	14.593	14.866	45.577
4	16.044	14.436	14.469	44.949
5	16.038	14.407	14.715	45.160
6	16.281	14.483	14.737	45.501
7	16.423	14.325	14.432	45.180
8	15.887	14.272	14.368	44.527
9	15.909	14.236	14.350	44.495
10	15.882	14.286	14.381	44.549
11	15.927	14.288	14.416	44.631
12	15.896	14.211	14.344	44.451
13	16.054	14.292	14.258	44.604
14	16.014	14.218	14.266	44.498
15	15.887	14.208	14.298	44.393

No.321 Ponomarenko Milen				
Laps	Sector 1	Sector 2	Sector 3	Lap Time
1	17.711	15.592	16.080	49.383
2	16.311	14.610	14.672	45.593
3	16.106	14.518	14.493	45.117
4	16.342	14.777	14.441	45.560
5	16.002	14.763	14.349	45.114
6	16.104	14.395	15.398	45.897
7	16.011	14.985	14.729	45.725
8	15.932	14.293	14.429	44.654
9	16.121	15.092	15.331	46.544
10	16.041	14.537	14.508	45.086

Laps	Sector 1	Sector 2	Sector 3	Lap Time
11	15.993	14.358	14.674	45.025
12	17.244	14.611	14.582	46.437
13	16.090	14.264	14.406	44.760
14	16.027	14.303	14.282	44.612
15	15.934	14.328	14.379	44.641

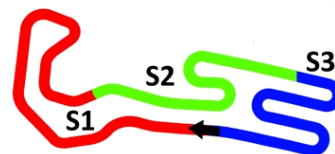
No.322 Scherer Fabio				
Laps	Sector 1	Sector 2	Sector 3	Lap Time
1	18.001	15.341	15.295	48.637
2	16.351	14.639	14.861	45.851
3	16.600	14.642	14.674	45.916
4	16.365	15.435	14.594	46.394
5	16.288	14.522	14.914	45.724
6	16.227	14.696	14.472	45.395
7	16.251	14.598	14.462	45.311
8	16.002	14.377	14.404	44.783
9	16.165	15.038	14.680	45.883
10	16.282	14.462	15.184	45.928
11	16.185	14.454	14.998	45.637
12	16.577	14.779	14.441	45.797
13	16.226	14.837	14.404	45.467
14	16.121	14.432	14.305	44.858
15	16.069	14.428	14.411	44.908

No.323 Lazzaroni Filippo				
Laps	Sector 1	Sector 2	Sector 3	Lap Time
1	18.279	16.494	16.225	50.998
2	17.141	15.098	14.988	47.227
3	17.061	15.020	14.897	46.978
4	16.582	14.720	14.529	45.831
5	16.601	14.571	14.459	45.631
6	16.368	14.441	14.508	45.317
7	16.096	14.328	14.581	45.005
8	16.016	14.504	14.392	44.912
9	16.177	14.381	14.376	44.934
10	16.112	14.361	14.565	45.038
11	16.062	14.421	15.546	46.029
12	16.299	14.360	14.484	45.143
13	16.312	14.364	14.808	45.484
14	16.366	14.560	15.133	46.059
15	16.583	14.549	14.421	45.553

No.324 Jern Joel				
Laps	Sector 1	Sector 2	Sector 3	Lap Time
1	19.080	19.857	15.644	54.581
2	18.247	15.144	15.223	48.614

No.325 Caldana Anthon				
Laps	Sector 1	Sector 2	Sector 3	Lap Time
1	17.973	16.560	15.607	50.140





KFJ
Qualifying Heat B-C
Analysis

For information purposes. No official / regulatory value

Laps	Sector 1	Sector 2	Sector 3	Lap Time
2	16.807	14.773	14.708	46.288
3	17.626	15.740	16.010	49.376
4	16.968	14.793	15.006	46.767
5	16.636	14.997	14.515	46.148
6	16.466	15.126	14.705	46.297
7	16.449	14.791	14.625	45.865
8	16.359	14.840	14.597	45.796
9	16.374	14.794	14.544	45.712
10	16.404	14.730	14.537	45.671
11	16.438	14.807	15.355	46.600
12	16.807	14.738	14.531	46.076
13	16.516	14.764	14.508	45.788
14	16.510	14.736	14.543	45.789
15	16.643	14.608	14.533	45.784

No.326 Malvestiti Federico				
Laps	Sector 1	Sector 2	Sector 3	Lap Time
1	18.301	16.236	15.326	49.863
2	16.369	14.775	14.810	45.954
3	16.461	14.900	15.193	46.554
4	16.727	14.649	15.572	46.948
5	16.275	14.656	14.605	45.536
6	16.151	14.531	14.561	45.243
7	16.151	14.461	14.510	45.122
8	16.256	15.277	14.522	46.055
9	16.326	14.495	14.658	45.479
10	16.178	14.657	14.581	45.416
11	16.400	14.451	14.661	45.512
12	16.328	14.509	14.660	45.497
13	17.065	14.546	15.112	46.723
14	16.254	14.928	15.800	46.982
15	16.351	14.669	14.636	45.656

No.330 Pascu Nicholas				
Laps	Sector 1	Sector 2	Sector 3	Lap Time
1	18.155	16.512	18.235	52.902
2	17.076	15.291	14.933	47.300
3	16.601	15.317	15.023	46.941
4	16.787	14.578	14.460	45.825
5	17.600	15.230	14.481	47.311
6	16.268	14.465	14.561	45.294
7	16.221	14.552	14.477	45.250
8	16.305	14.504	14.472	45.281
9	16.268	14.644	14.512	45.424
10	16.831	14.509	14.379	45.719
11	16.122	14.416	14.557	45.095
12	16.337	14.485	14.359	45.181

Laps	Sector 1	Sector 2	Sector 3	Lap Time
13	16.485	14.382	14.424	45.291
14	16.365	14.366	14.422	45.153
15	16.261	14.937	14.534	45.732

No.331 Van Kalmthout Rinus				
Laps	Sector 1	Sector 2	Sector 3	Lap Time
1	18.132	15.868	16.229	50.229
2	16.374	14.498	14.561	45.433
3	16.265	14.555	14.494	45.314
4	16.353	14.655	14.493	45.501
5	16.141	14.617	14.490	45.248
6	16.072	14.382	15.247	45.701
7	16.112	14.606	14.394	45.112
8	16.118	14.755	14.365	45.238
9	16.359	14.993	14.382	45.734
10	16.044	14.355	14.429	44.828
11	16.467	14.439	14.392	45.298
12	16.150	14.433	14.359	44.942
13	16.212	14.421	14.346	44.979
14	16.206	14.504	14.239	44.949
15	16.044	14.283	14.327	44.654

No.334 Sargeant Logan				
Laps	Sector 1	Sector 2	Sector 3	Lap Time
1	17.895	15.314	14.993	48.202
2	16.339	14.920	14.904	46.163
3	16.128	14.448	14.539	45.115
4	16.030	14.368	14.516	44.914
5	15.931	14.522	15.323	45.776
6	16.184	14.385	15.072	45.641
7	15.971	14.241	14.372	44.584
8	15.870	14.259	14.385	44.514
9	15.918	14.229	14.413	44.560
10	15.877	14.242	14.258	44.377
11	15.901	14.206	14.199	44.306
12	15.865	14.192	14.396	44.453
13	16.221	14.181	14.565	44.967
14	15.983	14.259	14.343	44.585
15	15.874	14.152	14.286	44.312

No.337 Pankiewicz Julia				
Laps	Sector 1	Sector 2	Sector 3	Lap Time
1	17.850	16.915	16.197	50.962
2	16.815	14.807	15.034	46.656
3	16.762	15.265	15.170	47.197
4	16.610	14.476	14.535	45.621
5	16.275	14.439	14.563	45.277
6	16.145	14.303	14.520	44.968
7	16.057	14.422	14.465	44.944

Laps	Sector 1	Sector 2	Sector 3	Lap Time
8	16.292	14.310	14.418	45.020
9	16.251	14.333	14.321	44.905
10	16.005	14.379	14.344	44.728
11	16.091	14.296	14.700	45.087
12	16.244	14.307	14.324	44.875
13	16.123	14.609	14.489	45.221
14	16.089	14.225	14.259	44.573
15	16.017	14.301	14.639	44.957

No.339 Verkroost Bard				
Laps	Sector 1	Sector 2	Sector 3	Lap Time
1	17.971	15.251	15.068	48.290
2	16.285	14.927	14.761	45.973
3	16.103	14.653	14.713	45.469
4	16.138	14.408	14.476	45.022
5	16.052	14.413	14.802	45.267
6	16.208	14.873	14.706	45.787
7	16.382	14.354	14.556	45.292
8	16.052	14.316	14.701	45.069
9	16.061	14.385	14.319	44.765
10	15.949	14.313	14.376	44.638
11	15.922	14.371	14.227	44.520
12	15.950	14.262	14.264	44.476
13	16.081	14.290	14.388	44.759
14	16.001	14.397	14.339	44.737
15	16.043	14.452	14.966	45.461

No.340 Dose Emil				
Laps	Sector 1	Sector 2	Sector 3	Lap Time
1	17.586	15.492	38.266	1:11.344
2	17.112	14.807	14.810	46.729
3	16.406	14.804	14.613	45.823
4	16.324	14.701	14.555	45.580
5	16.323	14.528	14.465	45.316
6	16.117	14.624	14.539	45.280
7	16.126	14.518	14.518	45.162
8	16.052	14.547	14.456	45.055
9	16.148	14.486	14.437	45.071
10	16.127	14.557	14.654	45.338
11	16.133	14.679	14.486	45.298
12	16.228	14.430	14.439	45.097
13	16.274	14.574	14.433	45.281
14	16.153	14.516	14.391	45.060
15	16.157	14.466	14.407	45.030

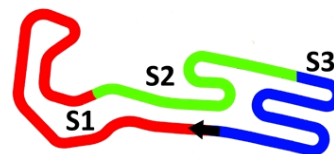
No.344 Peklin Ivan				
Laps	Sector 1	Sector 2	Sector 3	Lap Time
1	17.998	17.577	16.092	51.667
2	17.073	15.207	14.895	47.175



43° TROFEO DELLE INDUSTRIE

7-9 NOVEMBRE 2014

South Garda Karting - Lonato - Italy



KFJ KFJ Qualifying Heat B-C Analysis

For information purposes. No official / regulatory value

Laps	Sector 1	Sector 2	Sector 3	Lap Time
3	17.032	15.048	15.030	47.110
4	16.976	14.748	14.576	46.300
5	16.405	14.800	14.529	45.734
6	16.318	14.781	14.604	45.703
7	16.229	14.533	14.577	45.339
8	16.289	14.486	14.988	45.763
9	16.279	14.567	14.676	45.522
10	16.305	14.513	14.556	45.374
11	16.277	14.490	14.497	45.264
12	18.655	14.876	14.742	48.273
13	16.564	14.552	14.653	45.769
14	16.505	14.497	14.505	45.507
15	16.423	14.503	14.677	45.603

No.345 Travnikov Sergey				
Laps	Sector 1	Sector 2	Sector 3	Lap Time
1	17.947	15.389	15.312	48.648
2	16.362	14.997	14.693	46.052
3	16.154	15.166	15.363	46.683
4	16.379	14.402	14.944	45.725
5	16.090	14.481	14.488	45.059
6	16.036	14.465	14.623	45.124
7	16.342	14.367	14.440	45.149
8	15.985	14.539	14.839	45.363
9	16.768	14.566	15.111	46.445
10	15.977	14.313	14.505	44.795
11	15.958	14.330	14.469	44.757
12	16.010	14.341	14.435	44.786
13	16.084	14.396	14.447	44.927
14	16.088	14.408	14.452	44.948
15	15.988	14.313	14.522	44.823

No.346 Slurskiy Zahar				
Laps	Sector 1	Sector 2	Sector 3	Lap Time
1	17.547	16.528	16.336	50.411
2	16.906	15.484	14.857	47.247
3	16.774	15.038	15.285	47.097
4	16.515	14.601	14.607	45.723
5	16.380	14.468	14.542	45.390
6	16.030	14.401	14.529	44.960
7	16.019	14.474	14.499	44.992
8	15.989	14.550	14.481	45.020
9	16.284	14.443	14.516	45.243
10	15.969	14.458	14.585	45.012
11	16.048	14.310	14.718	45.076
12	16.083	14.414	14.526	45.023
13	16.697	14.460	14.468	45.625

Laps	Sector 1	Sector 2	Sector 3	Lap Time
14	15.988	14.334	14.428	44.750
15	16.015	14.473	14.561	45.049

No.347 Slurskiy Artem				
Laps	Sector 1	Sector 2	Sector 3	Lap Time
1	18.106	16.347	16.980	51.433
2	16.464	15.110	15.371	46.945
3	16.645	14.786	14.729	46.160
4	16.174	14.521	14.541	45.236
5	16.205	14.481	14.584	45.270
6	16.067	14.358	14.493	44.918
7	16.054	14.480	14.581	45.115
8	16.076	14.790	14.646	45.512
9	16.085	14.436	14.445	44.966
10	16.115	14.377	14.367	44.859
11	16.003	14.269	14.764	45.036
12	16.252	14.394	14.586	45.232
13	16.487	15.094	15.408	46.989
14	16.121	14.256	14.318	44.695
15	15.950	14.270	14.349	44.569

No.350 Kochev Konstantin				
Laps	Sector 1	Sector 2	Sector 3	Lap Time
1	18.022	16.280	15.621	49.923
2	16.662	14.642	14.892	46.196
3	16.276	14.643	14.660	45.579
4	16.469	14.631	14.529	45.629
5	16.272	14.647	14.634	45.553
6	16.336	14.400	14.447	45.183
7	16.225	14.438	14.815	45.478
8	16.125	14.478	15.360	45.963
9	16.154	14.390	14.403	44.947
10	16.167	14.225	14.464	44.856
11	16.136	14.382	14.905	45.423
12	16.333	14.374	14.682	45.389
13	16.626	14.422	14.340	45.388
14	16.139	14.313	14.458	44.910
15	16.193	14.317	14.720	45.230

No.353 Zanchi Ludovic				
Laps	Sector 1	Sector 2	Sector 3	Lap Time
1	18.200	16.417	15.527	50.144
2	16.678	14.612	14.657	45.947
3	16.108	14.497	14.626	45.231
4	16.102	14.375	14.459	44.936
5	15.961	14.309	14.387	44.657
6	16.031	14.416	14.378	44.825
7	16.072	14.760	15.090	45.922
8	16.045	14.423	14.278	44.746

Laps	Sector 1	Sector 2	Sector 3	Lap Time
9	16.062	14.659	14.574	45.295
10	16.084	14.373	14.283	44.740
11	16.244	14.489	16.058	46.791
12	16.714	15.301	15.110	47.125
13	16.266	15.274	15.126	46.666
14	16.112	14.361	14.319	44.792
15	15.997	14.198	14.419	44.614

No.354 Vasile Daniel				
Laps	Sector 1	Sector 2	Sector 3	Lap Time
1	17.987	15.506	15.026	48.519
2	16.251	14.480	14.515	45.246
3	16.285	14.481	15.095	45.861
4	16.091	14.464	14.801	45.356
5	16.002	14.469	14.638	45.109
6	16.411	14.347	14.593	45.351
7	16.014	14.284	14.473	44.771
8	16.033	14.419	14.792	45.244
9	16.038	14.351	14.375	44.764
10	15.965	14.285	14.355	44.605
11	16.018	14.256	14.804	45.078
12	15.948	14.289	14.388	44.625
13	16.011	14.202	14.433	44.646
14	16.060	14.234	14.433	44.727
15	15.939	14.262	14.415	44.616

No.355 Roes Andersen Casper				
Laps	Sector 1	Sector 2	Sector 3	Lap Time
1	18.152	15.297	14.992	48.441
2	16.365	14.876	14.577	45.818
3	16.097	14.406	14.376	44.879
4	16.114	14.405	14.437	44.956
5	16.045	14.586	14.680	45.311
6	16.093	14.279	14.570	44.942
7	15.973	14.287	14.233	44.493
8	15.902	14.215	14.231	44.348
9	15.852	14.205	14.289	44.346
10	15.898	14.229	14.377	44.504
11	15.935	14.231	14.180	44.346
12	15.859	14.172	14.295	44.326
13	15.961	14.202	14.254	44.417
14	15.975	14.131	14.821	44.927
15	15.896	14.216	14.201	44.313



KFJ
KFJ Qualifying Heat B-C
Starting Grid

Document 22 OFFICIAL

			18	309 Julius Ljungdahl Tony Kart / Vortex / Vega	
301 Domenico Cicognini Energy / TM / Vega			17	346 Zahar Slurskiy DR / TM / Vega	 57.443
328 Gabriel Sereia Exprit / Vortex / Vega	 54.532		16	323 Filippo Lazzaroni Art Grand Prix / TM / Vega	 55.221
314 Ivan Nosov Tony Kart / TM / Vega	 55.007		15	337 Julia Pankiewicz Tony Kart / Vortex / Vega	 54.412
325 Anthon Caldana Zanardi / Parilla / Vega	 54.357		14	344 Ivan Peklin Energy / TM / Vega	 53.416
350 Konstantin Kochev Energy / Parilla / Vega	 53.175		13	306 Emma Svensson Kosmic / Vortex / Vega	 54.320
319 Bogdan Fetisov Tony Kart / Parilla / Vega	 54.296		12	353 Ludovic Zanchi Formula K / TM / Vega	 52.277
310 Rasmus Lindh Praga / Parilla / Vega	 52.255		11	347 Artem Slurskiy DR / TM / Vega	 54.147
321 Milen Ponomarenko Tony Kart / LKE / Vega	 54.138		10	326 Federico Malvestiti Tony Kart / Vortex / Vega	 51.895
330 Nicholas Pascu Tony Kart / Vortex / Vega	 51.658		9	340 Emil Dose Kosmic / Vortex / Vega	 54.106
324 Joel Jern Zanardi / Parilla / Vega	 54.095		8	322 Fabio Scherer Top Kart / Parilla / Vega	 51.050
339 Bard Verkoost Zanardi / Parilla / Vega	 50.752		7	312 Konsta Lappalainen Tony Kart / Vortex / Vega	 53.986
331 Rinus Van Kalmthout FA Kart / TM / Vega	 53.922		6	334 Logan Sargeant FA Kart / Vortex / Vega	 50.662
355 Casper Roes Andersen FA Alonso / Vortex / Vega	 50.540		5	354 Daniel Vasile Tony Kart / Vortex / Vega	 53.811
305 Alexander Vartanyan Tony Kart / Vortex / Vega	 53.800		4	302 Leonardo Lorandi Tony Kart / Vortex / Vega	 50.148
315 Yuri Vips FA Alonso / Vortex / Vega	 50.144		3	304 Kami Moreira Laliberte Tony Kart / Vortex / Vega	 53.696
320 Simon Reicher FA Kart / Vortex / Vega	 53.670		2	303 Giuliano Alesi Tony Kart / Vortex / Vega	 49.994
345 Sergey Travnikov DR / TM / Vega	 49.954		1	318 Nikita Volegov Tony Kart / Parilla / Vega	 53.302

POLE POSITION



Start : 08/11 - 15:20 15 Laps = 15,150 Km

43° Trofeo delle Industrie (ITA) 07-09/11/2014

FICr Mantova

Page 1 / 1

Apex Timing 

Data processing and charts editing provided by:

Alitest
Test Rapidi per il Latte