



43° TROFEO DELLE INDUSTRIE

7-9 NOVEMBRE 2014

South Garda Karting - Lonato - Italy



KFJ Qualifying Heat A-C Risultati

Document 27 OFFICIAL

Rnk	No.	Concorrente / Entrant	Nat	Conduttore / Driver	Nat	Materiale / Material	Time	Laps	Best Lap	Gap	Sector 1	Sector 2	Sector 3	Penalty	Points
1	▲2	327 RB Kart Technology Sa	CHE	Fernandez Wahbeh	VEN	Exprit / Vortex / Vega	11:15.660	15	44.416		15.966	14.221	14.229		0
2	▼1	329 RB Kart Technology Sa	CHE	Lombardo Davide	ITA	Exprit / Vortex / Vega	11:16.217	15	44.493	0.557	15.865	14.301	14.327		2
3	▲5	305 Ward Racing	SWE	Vartanyan Alexand	RUS	Tony Kart / Vortex / Vega	11:17.063	15	44.308	1.403	15.813	14.153	14.342		3
4	▲11	348 DR Srl	ITA	Petrov Artem	RUS	DR / TM / Vega	11:19.253	15	44.347	3.593	15.875	14.211	14.261		4
5	=	356 Ricky Flynn	GBR	Sun Yue Yang	CHN	FA Alonso / Vortex / Vega	11:19.434	15	44.508	3.774	15.937	14.239	14.332		5
6	▲5	352 Colombo Giuseppe	ITA	Colombo Lorenzo	ITA	Tony Kart / TM / Vega	11:20.295	15	44.382	4.635	15.920	14.209	14.253		6
7	▲15	310 Praga Kart Racing	CZE	Lindh Rasmus	SWE	Praga / Parilla / Vega	11:23.124	15	44.464	7.464	16.014	14.272	14.178		7
8	▼4	320 M.M. Racing Kart	LUX	Reicher Simon	AUT	FA Kart / Vortex / Vega	11:23.480	15	44.694	7.820	16.003	14.298	14.393		8
9	▲1	355 Ricky Flynn	GBR	Roes Andersen Casper	DNK	FA Alonso / Vortex / Vega	11:23.612	15	44.296	7.952	15.864	14.257	14.175		9
10	▼4	315 Ricky Flynn Motorsport	GBR	Vips Yuri	EST	FA Alonso / Vortex / Vega	11:24.440	15	44.667	8.780	15.991	14.284	14.392		10
11	▼9	345 DR Srl	ITA	Travnikov Sergey	RUS	DR / TM / Vega	11:26.308	15	44.971	10.648	15.955	14.515	14.501		11
12	▼3	342 Forza Racing	GBR	Hoyer Mikkel	DNK	Tony Kart / Vortex / Vega	11:27.499	15	44.717	11.839	16.135	14.279	14.303		12
13	▲19	328 RB Kart Technology Sa	CHE	Sereia Gabriel	BRA	Exprit / Vortex / Vega	11:29.520	15	44.438	13.860	15.988	14.281	14.169		13
14	▲5	336 Kartronix International	GBR	Ye Yi Fei	CHN	Tony Kart / TM / Vega	11:30.164	15	44.557	14.504	15.972	14.294	14.291		14
15	▼3	331 Van Kalmthout Martjn	NLD	Van Kalmthout Rin	NLD	FA Kart / TM / Vega	11:30.815	15	44.845	15.155	16.058	14.410	14.377		15
16	▲11	338 Lundgaard Racing	DNK	Lundgaard Christia	DNK	Tony Kart / Vortex / Vega	11:30.838	15	44.317	15.178	15.760	14.281	14.276		16
17	▼10	351 Energy Corse Srl	ITA	Lvov Igor	RUS	Energy / Parilla / Vega	11:30.996	15	44.697	15.336	15.993	14.346	14.358		17
18	▲5	316 Ksracing Sagl Galletto	CHE	Galletto Francesco	ITA	Zanardi / TM / Vega	11:32.716	15	44.501	17.056	15.875	14.323	14.303		18
19	▲2	311 Ward Racing	SWE	Blomqvist Isac	SWE	Tony Kart / Vortex / Vega	11:32.766	15	44.549	17.106	15.960	14.233	14.356		19
20	▲13	308 Ward Racing	SWE	Smorodinov Alexe	RUS	Tony Kart / TM / Vega	11:33.541	15	44.846	17.881	15.960	14.391	14.495		20
21	▲14	307 Ward Racing	SWE	Kalinin Mikhail	RUS	Tony Kart / Vortex / Vega	11:33.919	15	44.677	18.259	15.978	14.346	14.353		21
22	▲9	343 Team Oakes	GBR	Novalak Clement	CHE	Kosmic / Vortex / Vega	11:34.433	15	44.667	18.773	15.961	14.345	14.361		22
23	▲2	349 Energy Corse Srl	ITA	Aleksandrov Nikita	RUS	Energy / Parilla / Vega	11:34.485	15	44.650	18.825	16.021	14.285	14.344		23
24	▼4	321 BRT	ROU	Ponomarenko Mile	RUS	Tony Kart / LKE / Vega	11:34.647	15	44.711	18.987	16.098	14.241	14.372		24
25	▲4	335 Ricky Flynn	GBR	Mazrul Haizad Ada	MYS	FA Kart / Vortex / Vega	11:34.822	15	44.473	19.162	15.900	14.344	14.229		25
26	▼13	332 Kart Prom Team	LUX	Zotov Gleb	RUS	Tony Kart / TM / Vega	11:35.517	15	44.557	19.857	15.850	14.339	14.368		26
27	▼1	350 Energy Corse Srl	ITA	Kochev Konstantin	RUS	Energy / Parilla / Vega	11:39.377	15	44.991	23.717	16.088	14.494	14.409		27
28	▼12	324 AB Motorsport Racing T	ITA	Jern Joel	SWE	Zanardi / Parilla / Vega	11:39.919	15	45.114	24.259	16.074	14.464	14.576		28
29	▼11	330 Morsicani Racing Sas	ITA	Pascu Nicholas	ROU	Tony Kart / Vortex / Vega	11:40.238	15	45.178	24.578	16.238	14.502	14.438		29
30	▼13	333 Kart Prom Team	LUX	Mironov Maxim	LUX	Tony Kart / TM / Vega	11:33.090	15	44.598	27.430	15.940	14.318	14.340	+10.000	30
31	▼3	325 AB Motorsport Racing T	ITA	Caldana Anthon	SWE	Zanardi / Parilla / Vega	5:16.354	6	46.294	9 Laps	16.558	14.923	14.813		31
32	▼18	339 Keijzer Racing	NLD	Verkroost Bard	NLD	Zanardi / Parilla / Vega	4:139	0		15 Laps					32
33	▼9	319 Team Komarov	RUS	Fetisov Bogdan	RUS	Tony Kart / Parilla / Vega	5:579	0		15 Laps					33
34	▼4	314 Dozari Team	RUS	Nosov Ivan	RUS	Tony Kart / TM / Vega	6:586	0		15 Laps					34

No.333 Mironov Maxim : Decision n°7 from Stewards

Not Classified

301	Cicognini Ivo	ITA	Cicognini Domenic	ITA	Energy / TM / Vega					Retired					
-----	---------------	-----	--------------------------	-----	--------------------	--	--	--	--	----------------	--	--	--	--	--

Leaders : No.329 Lombardo Davide (1-2) / No.327 Fernandez Wahbeh Sebastian (3-15)

Start Time : 08/11 - 14:07:07

Best Lap : No.355 Roes Andersen Casper 44.296 82,08 Kph

Weather : Cloudy Air : 15°C Track : Drying

Event Record : No.304 Moreira Laliberte Kami 39.880 91,17 Kph

43° Trofeo delle Industrie (ITA) 07-09/11/2014





43° TROFEO DELLE INDUSTRIE

7-9 NOVEMBRE 2014

South Garda Karting - Lonato - Italy



KFJ Qualifying Heat A-C Lap Chart

For information purposes. No official / regulatory value

	1	2	3	4	5	6	7	8	9	10	11	12	13	14	15	16	17	18	19	20	21	22	23	24	25	26	27	28	29	30	31	32	33	34	35
Grid	329	345	327	320	356	315	351	305	342	355	352	331	332	339	348	324	333	330	336	321	311	310	316	319	349	350	338	325	335	314	343	328	308	301	307
Start	329	327	345	356	320	351	342	315	352	305	355	332	331	348	339	333	336	324	311	330	321	310	316	349	319	338	350	335	325	343	314	308	328	307	
Lap 1 Interval		0.1	0.7	0.3	0.2	0.4	0.0	0.1	0.0	0.1	0.4	0.5	0.9	0.0	0.0	0.1	0.5	0.0	0.4	0.3	0.9	0.2	0.4	0.7	0.6	1.8	1.0	0.0	0.5	0.7	20.3				
Lap 2	329	327	345	356	342	315	351	305	348	352	320	331	310	330	333	355	336	321	316	350	307	349	328	308	335	338	311	343	324	332	325				
Lap 3	327	329	356	345	305	315	348	352	320	351	342	331	310	330	355	333	336	321	316	307	349	328	308	335	350	338	311	343	332	324	325				
Lap 4	327	329	356	305	345	315	348	352	320	351	342	331	310	355	333	336	330	316	307	349	321	328	308	335	338	350	311	343	332	324	325				
Lap 5	327	329	356	305	345	348	315	352	320	342	310	331	355	351	333	336	330	316	349	307	328	308	321	338	311	335	350	343	332	324	325				
Lap 6	327	329	305	356	348	345	352	315	320	342	310	331	355	351	336	333	316	328	307	308	349	338	321	330	311	335	343	332	350	324	325				
Lap 7	327	329	305	356	348	352	345	315	320	310	342	355	331	336	333	351	328	316	307	308	338	349	311	321	343	330	335	332	350	324					
Lap 8	327	329	305	356	348	352	315	345	320	310	342	331	355	336	333	351	328	316	338	308	307	311	349	343	321	330	335	332	350	324					
Lap 9	327	329	305	356	348	352	315	320	345	310	342	355	336	331	333	351	328	316	338	308	311	307	349	343	321	330	335	332	350	324					
Lap 10	327	329	305	356	348	352	320	315	345	310	355	342	336	331	351	333	328	316	338	308	311	307	349	343	321	335	332	330	324	350					
Lap 11	327	329	305	356	348	352	320	310	315	345	355	336	342	331	351	333	328	316	338	308	311	307	349	343	321	335	332	330	324	350					
Lap 12	327	329	305	356	348	352	320	310	315	355	345	336	342	351	331	333	328	316	338	311	308	307	349	343	321	335	332	350	330	324					
Lap 13	327	329	305	356	348	352	320	310	355	315	345	342	351	336	328	331	316	338	333	311	308	307	349	343	321	335	332	350	324	330					
Lap 14	327	329	305	356	348	352	310	320	355	315	345	342	336	328	338	351	331	316	311	333	308	307	349	343	321	335	332	350	324	330					
Lap 15	327	329	305	348	356	352	310	320	355	315	345	342	328	336	331	338	351	316	311	333	308	307	343	349	321	335	332	350	324	330					

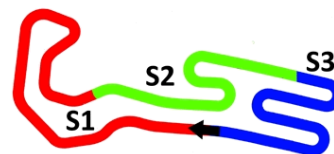




43° TROFEO DELLE INDUSTRIE

7-9 NOVEMBRE 2014

South Garda Karting - Lonato - Italy



KFJ Qualifying Heat A-C Analysis

For information purposes. No official / regulatory value

Laps	Sector 1	Sector 2	Sector 3	Lap Time	Laps	Sector 1	Sector 2	Sector 3	Lap Time	Laps	Sector 1	Sector 2	Sector 3	Lap Time
No.305 Vartanyan Alexander					11	15.992	14.402	14.604	44.998	6	16.031	14.432	14.882	45.345
1	18.151	15.033	14.703	47.887	12	15.976	14.718	14.517	45.211	7	16.044	14.838	14.816	45.698
2	16.256	14.718	14.608	45.582	13	15.960	14.391	14.495	44.846	8	15.965	14.392	14.537	44.894
3	16.099	14.361	14.371	44.831	14	15.968	14.344	14.757	45.069	9	15.964	14.488	14.500	44.952
4	15.949	14.471	14.554	44.974	15	16.253	14.465	14.494	45.212	10	16.007	14.388	15.085	45.480
5	15.937	14.310	14.511	44.758	No.310 Lindh Rasmus					11	16.001	14.351	14.894	45.246
6	16.056	14.462	14.488	45.006	1	18.188	15.396	15.048	48.632	12	16.006	14.332	14.401	44.739
7	15.875	14.327	14.480	44.682	2	17.318	14.771	14.833	46.922	13	16.043	14.633	14.372	45.048
8	15.923	14.316	14.517	44.756	3	16.369	14.436	14.459	45.264	14	15.991	14.284	14.392	44.667
9	15.929	14.249	14.314	44.492	4	16.083	14.497	14.445	45.025	15	16.193	14.259	14.348	44.800
10	15.804	14.289	14.339	44.432	5	16.279	14.335	14.503	45.117	No.316 Galletto Francesco				
11	15.856	14.256	14.375	44.487	6	16.744	14.414	14.413	45.571	1	18.318	16.241	14.999	49.558
12	15.803	14.267	14.263	44.333	7	16.040	14.318	14.392	44.750	2	17.133	15.158	14.987	47.278
13	15.869	14.250	14.244	44.363	8	16.012	14.455	14.416	44.883	3	16.387	14.851	15.183	46.421
14	15.813	14.153	14.342	44.308	9	16.014	14.272	14.178	44.464	4	16.146	14.680	14.995	45.821
15	15.827	14.290	14.281	44.398	10	16.002	14.240	14.400	44.642	5	16.298	15.144	14.843	46.285
No.307 Kalinin Mikhail					11	16.056	14.382	14.357	44.795	6	16.001	14.464	14.852	45.317
1	18.580	14.917	15.104	48.601	12	15.997	14.255	14.293	44.545	7	16.016	14.528	15.169	45.713
2	16.415	14.968	14.993	46.376	13	15.929	14.342	14.232	44.503	8	16.436	14.404	14.420	45.260
3	16.430	14.757	14.959	46.146	14	15.927	14.289	14.315	44.531	9	15.958	14.476	14.370	44.804
4	16.189	14.714	15.178	46.081	15	16.071	14.164	14.291	44.526	10	15.947	14.346	14.358	44.651
5	16.173	15.286	14.715	46.174	No.311 Blomqvist Isac					11	15.875	14.323	14.303	44.501
6	16.252	14.528	15.509	46.289	1	26.459	14.781	15.172	56.412	12	15.920	14.318	14.334	44.572
7	16.146	14.499	14.555	45.200	2	16.311	14.532	14.574	45.417	13	15.872	14.340	14.644	44.856
8	16.177	15.228	14.545	45.950	3	16.243	14.456	14.531	45.230	14	16.443	14.455	16.033	46.931
9	16.172	15.115	14.624	45.911	4	16.043	14.448	14.534	45.025	15	16.355	14.370	14.779	45.504
10	16.034	14.369	14.522	44.925	5	16.023	14.584	14.992	45.599	No.320 Reicher Simon				
11	15.978	14.346	14.353	44.677	6	16.064	14.757	14.860	45.681	1	17.555	14.995	15.524	48.074
12	16.057	14.346	14.408	44.811	7	16.518	14.408	14.587	45.513	2	16.417	15.225	15.020	46.662
13	16.015	14.380	14.588	44.983	8	15.951	14.540	14.635	45.126	3	16.362	14.481	15.252	46.095
14	15.987	14.239	14.601	44.827	9	15.970	14.556	14.720	45.246	4	16.075	14.471	14.361	44.907
15	16.337	14.678	14.481	45.496	10	16.010	14.373	14.481	44.864	5	16.057	14.460	14.448	44.965
No.308 Smorodinov Alexey					11	15.960	14.233	14.356	44.549	6	15.953	14.417	14.635	45.005
1	18.673	14.888	17.138	50.699	12	16.019	14.387	14.393	44.799	7	16.076	14.770	14.889	45.735
2	16.401	14.745	14.790	45.936	13	15.969	14.383	14.433	44.785	8	16.008	14.408	14.507	44.923
3	16.140	14.866	14.958	45.964	14	16.057	14.294	14.619	44.970	9	16.206	14.415	14.321	44.942
4	16.477	14.587	15.104	46.168	15	16.086	14.294	14.532	44.912	10	16.092	14.338	14.511	44.941
5	16.276	14.985	14.745	46.006	No.315 Vips Yuri					11	15.975	14.320	14.469	44.764
6	15.958	14.512	15.342	45.812	1	17.597	14.945	14.966	47.508	12	15.949	14.418	14.392	44.759
7	16.232	14.428	14.563	45.223	2	16.276	14.969	14.562	45.807	13	16.003	14.298	14.393	44.694
8	16.062	14.641	14.799	45.502	3	16.212	15.143	14.692	46.047	14	15.974	14.301	14.617	44.892
9	15.943	14.378	14.583	44.904	4	16.176	14.449	14.497	45.122	15	16.179	14.280	14.346	44.805
10	16.071	14.420	14.694	45.185	5	16.081	14.482	14.874	45.437					

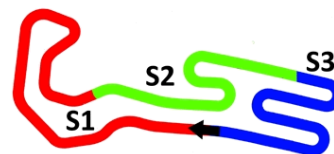




43° TROFEO DELLE INDUSTRIE

7-9 NOVEMBRE 2014

South Garda Karting - Lonato - Italy



KFJ Qualifying Heat A-C Analysis

For information purposes. No official / regulatory value

Laps	Sector 1	Sector 2	Sector 3	Lap Time
No.321 Ponomarenko Milen				
1	18.222	15.397	15.864	49.483
2	17.366	14.969	15.241	47.576
3	16.424	14.848	14.963	46.235
4	16.268	14.746	16.123	47.137
5	16.341	15.408	14.861	46.610
6	16.093	14.726	15.083	45.902
7	17.197	14.895	14.665	46.757
8	16.229	14.913	14.589	45.731
9	16.091	14.514	14.490	45.095
10	16.126	14.533	14.377	45.036
11	16.124	14.505	14.295	44.924
12	16.063	14.452	14.340	44.855
13	16.044	14.385	14.364	44.793
14	16.051	14.398	14.539	44.988
15	16.098	14.241	14.372	44.711

Laps	Sector 1	Sector 2	Sector 3	Lap Time
No.324 Jern Joel				
1	26.922	14.962	15.238	57.122
2	16.716	15.014	14.636	46.366
3	16.679	15.223	14.643	46.545
4	16.570	14.548	14.658	45.776
5	16.262	14.486	14.684	45.432
6	16.251	14.704	14.634	45.589
7	16.306	14.595	14.590	45.491
8	16.470	14.498	14.632	45.600
9	16.143	14.495	14.645	45.283
10	16.274	14.888	14.501	45.663
11	16.074	14.464	14.576	45.114
12	16.127	14.976	14.537	45.640
13	16.264	14.627	14.471	45.362
14	16.079	14.452	14.619	45.150
15	16.385	14.487	14.473	45.345

Laps	Sector 1	Sector 2	Sector 3	Lap Time
No.325 Caldana Anthon				
1	45.392	15.586	15.302	1:16.280
2	17.313	15.212	15.055	47.580
3	16.942	15.095	14.896	46.933
4	16.749	14.944	14.866	46.559
5	16.656	14.854	14.811	46.321
6	16.558	14.923	14.813	46.294

Laps	Sector 1	Sector 2	Sector 3	Lap Time
No.327 Fernandez Wahbeh Sebastian				
1	16.908	14.666	14.564	46.138
2	16.394	14.511	14.511	45.416

Laps	Sector 1	Sector 2	Sector 3	Lap Time
3	16.149	14.478	14.492	45.119
4	16.077	14.460	14.453	44.990
5	16.042	14.400	14.375	44.817
6	16.042	14.373	14.399	44.814
7	16.026	14.328	14.368	44.722
8	16.002	14.350	14.319	44.671
9	15.998	14.340	14.303	44.641
10	15.978	14.300	14.263	44.541
11	15.986	14.322	14.288	44.596
12	16.010	14.266	14.220	44.496
13	15.966	14.221	14.229	44.416
14	16.023	14.262	14.246	44.531
15	15.998	14.269	14.310	44.577

Laps	Sector 1	Sector 2	Sector 3	Lap Time
No.328 Sereia Gabriel				
1	18.736	14.920	16.082	49.738
2	16.334	14.685	15.081	46.100
3	16.367	14.945	15.082	46.394
4	16.366	14.650	15.091	46.107
5	16.317	14.925	14.454	45.696
6	16.186	14.455	14.728	45.369
7	16.016	14.409	14.635	45.060
8	16.230	14.428	14.384	45.042
9	15.954	14.381	14.297	44.632
10	16.049	14.321	14.221	44.591
11	15.988	14.281	14.169	44.438
12	15.964	14.331	14.171	44.466
13	15.906	14.675	14.674	45.255
14	15.977	14.313	14.436	44.726
15	15.948	14.488	14.412	44.848

Laps	Sector 1	Sector 2	Sector 3	Lap Time
No.329 Lombardo Davide				
1	16.767	14.692	14.649	46.108
2	16.262	14.531	14.594	45.387
3	16.104	14.517	14.739	45.360
4	16.151	14.547	14.487	45.185
5	16.069	14.468	14.458	44.995
6	15.941	14.392	14.436	44.769
7	15.885	14.369	14.441	44.695
8	15.877	14.300	14.445	44.622
9	15.905	14.346	14.392	44.643
10	15.885	14.324	14.354	44.563
11	15.922	14.323	14.326	44.571
12	15.907	14.310	14.306	44.523
13	15.864	14.348	14.337	44.549

Laps	Sector 1	Sector 2	Sector 3	Lap Time
14	15.865	14.301	14.327	44.493
15	15.858	14.298	14.503	44.659
No.330 Pascu Nicholas				
1	18.136	15.255	15.549	48.940
2	17.051	14.942	15.082	47.075
3	16.771	14.763	14.712	46.246
4	16.427	15.345	15.434	47.206
5	16.385	14.881	14.517	45.783
6	16.388	14.711	16.892	47.991
7	17.619	14.833	14.716	47.168
8	16.145	14.643	14.870	45.658
9	16.152	14.990	14.494	45.636
10	17.168	14.528	14.438	46.134
11	16.068	14.639	14.674	45.381
12	16.272	14.734	15.044	46.050
13	16.240	15.135	14.488	45.863
14	16.282	14.448	14.552	45.282
15	16.238	14.502	14.438	45.178

Laps	Sector 1	Sector 2	Sector 3	Lap Time
No.331 Van Kalmthout Rinus				
1	18.304	15.265	15.002	48.571
2	16.462	14.878	14.809	46.149
3	16.402	14.725	14.710	45.837
4	16.359	14.713	15.053	46.125
5	16.656	14.600	14.537	45.793
6	16.319	14.489	14.483	45.291
7	16.286	14.631	14.454	45.371
8	16.345	14.403	14.458	45.206
9	16.127	14.647	14.988	45.762
10	16.213	14.605	14.553	45.371
11	16.058	14.410	14.377	44.845
12	16.404	14.604	14.476	45.484
13	16.033	15.360	14.836	46.229
14	16.107	14.830	14.759	45.696
15	16.069	14.402	14.568	45.039

Laps	Sector 1	Sector 2	Sector 3	Lap Time
No.332 Zotov Gleb				
1	17.959	15.269	25.053	58.281
2	16.604	14.796	14.688	46.088
3	16.379	14.813	14.562	45.754
4	16.334	14.599	14.552	45.485
5	15.933	14.584	14.607	45.124
6	15.906	14.531	14.572	45.009
7	16.106	15.182	15.278	46.566
8	15.857	14.550	14.520	44.927



43° TROFEO DELLE INDUSTRIE

7-9 NOVEMBRE 2014

South Garda Karting - Lonato - Italy



KFJ KFJ Qualifying Heat A-C Analysis

For information purposes. No official / regulatory value

Laps	Sector 1	Sector 2	Sector 3	Lap Time
9	16.021	14.923	14.513	45.457
10	16.503	14.533	14.415	45.451
11	15.786	14.416	14.361	44.563
12	16.078	14.290	14.356	44.724
13	15.850	14.339	14.368	44.557
14	15.847	14.325	14.706	44.878
15	15.925	14.333	14.353	44.611

No.333 Mironov Maxim				
Laps	Sector 1	Sector 2	Sector 3	Lap Time
1	18.286	15.712	15.430	49.428
2	17.723	14.660	14.697	47.080
3	16.822	14.854	15.259	46.935
4	16.114	14.745	14.751	45.610
5	16.079	14.469	14.487	45.035
6	15.970	14.522	15.072	45.564
7	15.983	14.412	14.573	44.968
8	15.950	14.380	14.306	44.636
9	15.944	14.334	14.462	44.740
10	16.226	15.465	14.499	46.190
11	15.940	14.318	14.340	44.598
12	15.935	14.682	14.369	44.986
13	16.048	15.544	15.189	46.781
14	16.129	14.438	16.810	47.377
15	16.054	14.287	14.606	44.947

No.335 Mazrul Haizad Adam Haikal				
Laps	Sector 1	Sector 2	Sector 3	Lap Time
1	21.829	14.979	14.980	51.788
2	16.400	14.634	14.584	45.618
3	16.154	14.704	14.973	45.831
4	16.456	14.644	14.998	46.098
5	16.714	15.262	14.789	46.765
6	16.182	14.726	14.923	45.831
7	17.400	15.161	14.407	46.968
8	16.190	14.616	14.844	45.650
9	16.247	14.908	14.487	45.642
10	16.219	14.484	14.505	45.208
11	15.953	14.482	14.361	44.796
12	15.900	14.344	14.229	44.473
13	15.875	14.310	14.413	44.598
14	15.945	14.300	14.245	44.490
15	16.134	14.352	14.260	44.746

No.336 Ye Yi Fei				
Laps	Sector 1	Sector 2	Sector 3	Lap Time
1	19.509	15.630	14.931	50.070
2	17.389	15.109	14.902	47.400
3	16.218	14.867	15.116	46.201

Laps	Sector 1	Sector 2	Sector 3	Lap Time
4	16.106	14.755	14.823	45.684
5	15.988	14.375	14.402	44.765
6	16.095	14.423	14.730	45.248
7	15.948	14.395	14.529	44.872
8	15.942	14.298	14.415	44.655
9	15.907	14.311	14.572	44.790
10	15.972	14.294	14.291	44.557
11	16.069	14.299	14.788	45.156
12	15.995	14.295	14.818	45.108
13	16.099	14.333	15.430	45.862
14	16.810	14.344	14.698	45.852
15	15.898	15.021	14.718	45.637

No.338 Lundgaard Christian				
Laps	Sector 1	Sector 2	Sector 3	Lap Time
1	24.509	14.539	15.129	54.177
2	16.146	14.496	14.444	45.086
3	15.973	14.299	14.518	44.790
4	16.366	14.670	14.973	46.009
5	16.308	14.993	14.839	46.140
6	16.140	14.822	14.830	45.792
7	16.220	14.365	14.410	44.995
8	16.092	14.647	14.542	45.281
9	15.794	14.325	14.410	44.529
10	15.814	14.212	14.401	44.427
11	15.821	14.282	14.304	44.407
12	15.760	14.281	14.276	44.317
13	15.791	14.308	14.676	44.775
14	15.969	14.352	14.405	44.726
15	15.793	14.299	15.554	45.646

No.342 Hoyer Mikkel				
Laps	Sector 1	Sector 2	Sector 3	Lap Time
1	17.532	15.235	14.882	47.649
2	16.372	14.523	14.705	45.600
3	16.138	15.182	16.361	47.681
4	16.253	14.487	15.279	46.019
5	16.220	14.513	14.533	45.266
6	16.627	14.454	14.434	45.515
7	16.581	14.399	14.496	45.476
8	16.485	14.368	14.442	45.295
9	16.205	14.364	14.392	44.961
10	16.498	14.362	14.386	45.246
11	16.085	14.430	14.990	45.505
12	16.121	14.273	14.635	45.029
13	16.234	14.301	14.568	45.103
14	16.135	14.279	14.303	44.717

Laps	Sector 1	Sector 2	Sector 3	Lap Time
15	16.126	14.316	14.419	44.861

No.343 Novalak Clement				
Laps	Sector 1	Sector 2	Sector 3	Lap Time
1	18.878	14.939	20.755	54.572
2	16.695	14.747	14.685	46.127
3	16.368	14.535	14.597	45.500
4	16.150	14.600	14.619	45.369
5	16.054	14.630	14.598	45.282
6	15.995	15.037	14.599	45.631
7	16.389	14.897	14.608	45.894
8	16.077	14.588	14.436	45.101
9	15.941	14.450	14.417	44.808
10	16.002	14.457	14.472	44.931
11	15.952	14.364	14.436	44.752
12	15.961	14.345	14.361	44.667
13	15.952	14.411	14.977	45.340
14	16.029	14.381	14.430	44.840
15	15.980	14.479	14.743	45.202

No.345 Travnikov Sergey				
Laps	Sector 1	Sector 2	Sector 3	Lap Time
1	17.111	14.892	14.884	46.887
2	16.224	14.757	14.714	45.695
3	16.164	14.676	15.016	45.856
4	16.234	14.557	14.926	45.717
5	16.032	14.650	14.749	45.431
6	16.217	14.532	15.024	45.773
7	16.031	14.958	14.557	45.546
8	16.093	14.428	14.938	45.459
9	16.185	14.834	14.485	45.504
10	15.955	14.515	14.501	44.971
11	16.101	14.885	14.545	45.531
12	15.996	14.818	14.571	45.385
13	15.983	14.499	14.688	45.170
14	16.028	14.397	14.587	45.012
15	16.037	14.436	14.689	45.162

No.348 Petrov Artem				
Laps	Sector 1	Sector 2	Sector 3	Lap Time
1	17.999	15.236	14.689	47.924
2	16.241	14.725	14.514	45.480
3	16.630	14.505	14.952	46.087
4	16.007	14.376	14.431	44.814
5	15.957	14.458	14.564	44.979
6	15.940	14.373	14.485	44.798
7	15.896	14.372	14.452	44.720
8	15.890	14.342	14.361	44.593
9	15.892	14.286	14.400	44.578

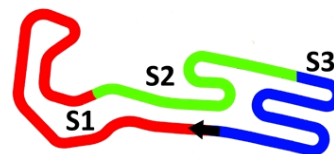




43° TROFEO DELLE INDUSTRIE

7-9 NOVEMBRE 2014

South Garda Karting - Lonato - Italy



KFJ Qualifying Heat A-C Analysis

For information purposes. No official / regulatory value

Laps	Sector 1	Sector 2	Sector 3	Lap Time
10	15.947	14.256	14.369	44.572
11	15.844	14.225	14.382	44.451
12	15.912	14.203	14.248	44.363
13	15.875	14.211	14.261	44.347
14	15.921	14.162	14.305	44.388
15	15.878	14.277	14.865	45.020

No.349 Aleksandrov Nikita

1	21.181	14.888	14.925	50.994
2	16.400	14.937	14.911	46.248
3	16.413	14.809	14.861	46.083
4	16.317	14.647	15.213	46.177
5	16.179	14.870	14.811	45.860
6	16.112	14.482	16.209	46.803
7	16.668	14.445	14.414	45.527
8	16.025	14.904	14.832	45.761
9	16.052	14.483	14.922	45.457
10	16.130	14.416	14.484	45.030
11	16.021	14.285	14.344	44.650
12	16.092	14.383	14.343	44.818
13	16.027	14.401	14.580	45.008
14	16.034	14.316	14.381	44.731
15	16.372	14.936	14.672	45.980

No.350 Kochev Konstantin

1	19.257	15.050	15.042	49.349
2	17.034	15.156	14.986	47.176
3	16.434	15.347	15.525	47.306
4	16.993	14.749	14.803	46.545
5	16.336	15.373	14.774	46.483
6	16.288	16.460	14.729	47.477
7	16.331	14.684	15.366	46.381
8	16.179	14.541	14.470	45.190
9	16.176	14.579	14.594	45.349
10	16.712	15.384	14.433	46.529
11	16.200	14.494	14.322	45.016
12	16.104	14.471	14.511	45.086
13	16.088	14.494	14.409	44.991
14	16.165	14.498	14.658	45.321
15	16.345	14.532	14.512	45.389

No.351 Lvov Igor

1	17.318	14.820	14.974	47.112
2	16.279	15.109	15.363	46.751
3	17.513	14.776	14.838	47.127
4	16.232	14.595	15.235	46.062

Laps	Sector 1	Sector 2	Sector 3	Lap Time
5	17.472	14.711	15.258	47.441
6	16.155	14.541	14.637	45.333
7	16.113	14.504	15.108	45.725
8	16.082	14.509	14.403	44.994
9	15.946	14.496	14.365	44.807
10	15.980	14.823	14.325	45.128
11	15.993	14.346	14.358	44.697
12	16.079	14.513	14.327	44.919
13	15.951	14.388	14.757	45.096
14	16.697	14.460	15.996	47.153
15	16.479	14.367	14.443	45.289

No.352 Colombo Lorenzo

1	18.022	14.969	14.727	47.718
2	16.695	14.989	14.662	46.346
3	16.173	14.541	15.350	46.064
4	16.121	14.454	14.432	45.007
5	16.075	14.445	14.414	44.934
6	15.961	14.425	14.539	44.925
7	15.995	14.516	14.433	44.944
8	16.018	14.350	14.347	44.715
9	15.987	14.424	14.351	44.762
10	15.986	14.312	14.284	44.582
11	15.926	14.310	14.328	44.564
12	15.930	14.358	14.258	44.546
13	15.875	14.344	14.302	44.521
14	15.931	14.295	14.313	44.539
15	15.920	14.209	14.253	44.382

No.355 Roes Andersen Casper

















1	19.257	15.639	14.820	49.716
2	17.720	14.851	14.499	47.070
3	16.867	14.874	14.873	46.614
4	16.075	14.644	14.387	45.106
5	16.012	14.346	14.441	44.799
6	15.942	14.305	14.293	44.540
7	16.318	14.351	14.317	44.986
8	16.780	14.454	14.350	45.584
9	16.175	14.350	14.174	44.699
10	15.977	14.231	14.258	44.466
11	15.864	14.257	14.175	44.296
12	15.831	14.256	14.264	44.351
13	15.875	14.272	14.215	44.362
14	15.809	14.186	14.355	44.350
15	16.039	14.277	14.317	44.633

Laps	Sector 1	Sector 2	Sector 3	Lap Time
No.356 Sun Yue Yang				
1	17.265	15.095	15.052	47.412
2	16.259	14.653	14.679	45.591
3	16.105	14.475	14.689	45.269
4	16.019	14.448	14.551	45.018
5	16.045	14.400	14.647	45.092
6	16.035	14.383	14.866	45.284
7	16.057	14.324	14.554	44.935
8	15.982	14.300	14.461	44.743
9	15.880	14.297	14.386	44.563
10	15.899	14.284	14.465	44.648
11	15.937	14.239	14.332	44.508
12	15.880	14.290	14.352	44.522
13	15.905	14.253	14.383	44.541
14	16.020	14.246	14.307	44.573
15	15.962	14.393	15.107	45.462



KFJ
KFJ Qualifying Heat A-C
Starting Grid

Document 21 OFFICIAL

			18	307	Mikhail Kalinin Tony Kart / Vortex / Vega	
301	Domenico Cicognini Energy / TM / Vega		17	308	Alexey Smorodinov Tony Kart / TM / Vega	 54.749
328	Gabriel Sereia Exprit / Vortex / Vega	 54.532	16	343	Clement Novalak Kosmic / Vortex / Vega	 54.441
314	Ivan Nosov Tony Kart / TM / Vega	 55.007	15	335	Adam Haikal Mazrul Haizad FA Kart / Vortex / Vega	 53.437
325	Antho Caldana Zanardi / Parilla / Vega	 54.357	14	338	Christian Lundgaard Tony Kart / Vortex / Vega	 54.341
350	Konstantin Kochev Energy / Parilla / Vega	 53.175	13	349	Nikita Aleksandrov Energy / Parilla / Vega	 53.041
319	Bogdan Fetisov Tony Kart / Parilla / Vega	 54.296	12	316	Francesco Galletto Zanardi / TM / Vega	 54.261
310	Rasmus Lindh Praga / Parilla / Vega	 52.255	11	311	Isac Blomqvist Tony Kart / Vortex / Vega	 52.252
321	Milen Ponomarenko Tony Kart / LKE / Vega	 54.138	10	336	Yi Fei Ye Tony Kart / TM / Vega	 54.133
330	Nicholas Pascu Tony Kart / Vortex / Vega	 51.658	9	333	Maxim Mironov Tony Kart / TM / Vega	 51.433
324	Joel Jern Zanardi / Parilla / Vega	 54.095	8	348	Artem Petrov DR / TM / Vega	 53.995
339	Bard Verkroost Zanardi / Parilla / Vega	 50.752	7	332	Gleb Zotov Tony Kart / TM / Vega	 50.674
331	Rinus Van Kalmthout FA Kart / TM / Vega	 53.922	6	352	Lorenzo Colombo Tony Kart / TM / Vega	 53.893
355	Casper Roes Andersen FA Alonso / Vortex / Vega	 50.540	5	342	Mikkel Hoyer Tony Kart / Vortex / Vega	 50.327
305	Alexander Vartanyan Tony Kart / Vortex / Vega	 53.800	4	351	Igor Lvov Energy / Parilla / Vega	 53.780
315	Yuri Vips FA Alonso / Vortex / Vega	 50.144	3	356	Yue Yang Sun FA Alonso / Vortex / Vega	 50.049
320	Simon Reicher FA Kart / Vortex / Vega	 53.670	2	327	Sebastian Fernandez Wahbeh Exprit / Vortex / Vega	 53.545
345	Sergey Travnikov DR / TM / Vega	 49.954	1	329	Davide Lombardo Exprit / Vortex / Vega	 49.817

POLE POSITION



Start : 08/11 - 14:00 15 Laps = 15,150 Km

43° Trofeo delle Industrie (ITA) 07-09/11/2014

FICr Mantova

Page 1 / 1

Apex Timing 

Data processing and charts editing provided by:

Alitest
Test Rapidi per il Latte