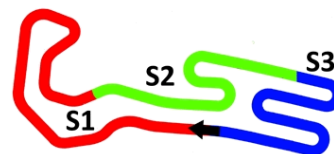




43° TROFEO DELLE INDUSTRIE

7-9 NOVEMBRE 2014

South Garda Karting - Lonato - Italy



KF Pre-Final (PF) Risultati

Document 25 OFFICIAL

Rnk	No.	Concorrente / Entrant	Nat	Conduttore / Driver	Nat	Materiale / Material	Time	Laps	Best Lap	Gap	Sector 1	Sector 2	Sector 3	Penalty
1	▲2	203 Ward Racing	SVK	Korneev Alexey	RUS	Tony Kart / Vortex / Vega	12:45.655	16	45.208		13.077	14.237	17.894	
2	▲7	206 Comer Spa	ITA	Cucco Stefano	ITA	Top Kart / TM / Vega	12:48.084	16	45.732	2.429	12.828	14.179	18.725	
3	▼2	218 Ricky Flynn	GBR	Fewtrell Maximilian	GBR	FA Alonso / Vortex / Vega	12:48.578	16	45.417	2.923	12.870	14.284	18.263	
4	▲1	212 Mirage	RUS	Shlom Yan Leon	RUS	Tony Kart / TM / Vega	12:49.417	16	45.462	3.762	12.813	14.277	18.372	
5	▲5	229 Praga Kart Racing	CZE	Sato Marino	JPN	Praga / Parilla / Vega	12:49.881	16	45.536	4.226	12.603	14.331	18.602	
6	▲1	226 OK1 Racing Team	CZE	Vigorito Gianni	ITA	Intrepid / TM / Vega	12:50.549	16	45.185	4.894	12.786	14.195	18.204	
7	▼5	204 Ward Racing	SVK	Troitckly Nikita	RUS	Tony Kart / Vortex / Vega	12:50.702	16	44.992	5.047	12.680	14.179	18.133	
8	▲3	221 Forza Racing	GBR	Stupenkov Egor	GBR	Tony Kart / Vortex / Vega	12:51.209	16	45.230	5.554	13.077	14.114	18.039	
9	▲13	208 Lundgaard Racing	DNK	Lundgaard Daniel	DNK	Tony Kart / Vortex / Vega	12:56.153	16	45.737	10.498	12.672	14.319	18.746	
10	▼2	202 Ward Racing	SVK	Dahlberg Alexander	SVK	Tony Kart / Vortex / Vega	12:57.956	16	45.565	12.301	13.053	14.180	18.332	
11	▲7	209 Noviello Luigi	ITA	Noviello Riccardo	ITA	Energy / TM / Vega	12:59.012	16	45.625	13.357	12.896	14.370	18.359	
12	=	228 Grt Karting	SVK	Haaga Anton	SVK	Tony Kart / Vortex / Vega	13:02.545	16	45.997	16.890	12.641	14.777	18.579	
13	▲1	224 TK Racing	DNK	Lassen Julius	DNK	Energy / TM / Vega	13:03.189	16	45.821	17.534	12.919	14.401	18.501	
14	▼1	225 OK1 Racing Team	CZE	Luchas Lorenzo	ITA	Intrepid / TM / Vega	13:07.713	16	45.947	22.058	13.134	14.395	18.418	
15	▲5	216 Ward Racing	SVK	Gordeev Alexander	RUS	Tony Kart / Vortex / Vega	13:07.858	16	45.798	22.203	13.188	14.308	18.302	
16	▲1	207 Comer Spa	ITA	Kry Niklas	DEU	Top Kart / Parilla / Vega	13:08.597	16	45.790	22.942	12.902	14.391	18.497	
17	▼13	214 RS-Motorsport	DEU	Jochimsen Andreas	DNK	Art-Gp / TM / Vega	13:14.831	16	45.799	29.176	13.038	14.524	18.237	
18	▼12	223 TK Racing	DNK	Kjaergaard Nikolaj	DNK	Energy / TM / Vega	13:06.494	16	45.591	30.839	12.748	14.542	18.301	+10.000
19	=	220 Miliziano Kart	ITA	Ripamonti Marco	ITA	Tony Kart / Vortex / Vega	13:17.635	16	46.547	31.980	13.027	14.776	18.744	
20	▼5	219 Miliziano Kart	ITA	Galbiati Daniele	ITA	Kosmic / Vortex / Vega	13:21.900	16	46.416	36.245	12.954	14.780	18.682	
21	▼5	205 Ferrari Mauro	ITA	Ferrari Mattia	ITA	Zanardi / TM / Vega	13:37.578	16	46.690	51.923	12.879	14.743	19.068	
22	▼1	227 Jayne Marc	FR	Loussier Paul	FR	DR / TM / Vega	13:38.709	16	47.551	53.054	13.164	14.663	19.724	
23	▲1	210 Senax Racing	BGR	Georgiev Ivo	BGR	Tony Kart / TM / Vega	7:16.013	8	53.111	8 Laps	15.257	17.101	20.753	
24	▼1	211 Comer Spa	ITA	Pandolfi Alessandro	ITA	Top Kart / Parilla / Vega	3:47.531	4	53.284	12 Laps	15.569	17.007	20.708	
25	=	222 Forza Racing	GBR	Pankiewicz Wiktor	POL	Tony Kart / Vortex / Vega		0		16 Laps				

No.223 Kjaergaard Nikolaj : Decision n°16 from Stewards

Start Time : 09/11 - 12:02:26

Weather : Cloudy Air : 15°C Track : Wet

Leaders : No.203 Korneev Alexey (1-16)

Best Lap : No.204 Troitckly Nikita 44.992 80,81 Kph

Event Record : No.218 Fewtrell Maximilian 43.313 83,94 Kph

43° Trofeo delle Industrie (ITA) 07-09/11/2014

FICr Mantova

Page 1 / 1

Apex Timing

Data processing and charts editing provided by:





43° TROFEO DELLE INDUSTRIE

7-9 NOVEMBRE 2014

South Garda Karting - Lonato - Italy



KF Pre-Final (PF) Lap Chart

For information purposes. No official / regulatory value

	1	2	3	4	5	6	7	8	9	10	11	12	13	14	15	16	17	18	19	20	21	22	23	24	25
Grid	218	204	203	214	212	223	226	202	206	229	221	228	225	224	219	205	207	209	220	216	227	208	211	210	222
Start	218	203	204	212	214	226	223	202	206	229	221	228	208	224	216	209	225	219	205	210	207	220	227	211	
Lap 1 Interval	203	218	212	206	224	229	202	208	223	221	226	209	204	216	225	219	205	210	220	228	211	214	207	227	
Lap 2	203	218	212	206	229	208	202	223	226	221	204	224	209	216	225	219	220	228	205	210	211	214	207	227	
Lap 3	203	218	212	206	229	202	226	208	221	204	224	209	216	223	225	228	219	205	214	220	207	210	227	211	
Lap 4	203	218	212	206	229	202	226	221	204	224	208	209	225	223	216	228	219	214	220	205	207	227	210	211	4.7
Lap 5	203	218	212	206	229	226	202	204	221	224	208	209	225	216	228	223	214	219	220	207	205	227	210		
Lap 6	203	212	218	206	229	226	204	202	221	208	209	225	224	228	216	214	223	220	207	219	205	227	210		
Lap 7	203	212	218	206	229	226	204	221	202	208	209	224	225	228	216	214	223	207	220	219	205	227	210		
Lap 8	203	212	218	206	229	226	221	204	202	208	209	224	228	225	216	223	207	220	219	214	205	227	210		17.3
Lap 9	203	212	218	206	229	226	221	204	202	208	209	224	228	225	216	223	207	220	219	214	205	227			
Lap 10	203	218	212	206	229	226	221	204	202	208	209	224	228	225	216	223	207	220	219	214	205	227			
Lap 11	203	218	212	206	229	226	204	221	208	209	202	224	228	225	223	216	207	220	219	214	205	227			
Lap 12	203	218	212	206	229	226	204	221	208	209	202	224	228	225	223	216	207	220	219	214	205	227			
Lap 13	203	218	212	206	229	226	204	221	208	209	202	224	228	225	223	216	207	220	219	214	205	227			
Lap 14	203	218	212	206	229	226	204	221	208	209	202	224	228	223	225	216	207	220	214	219	205	227			
Lap 15	203	218	206	212	229	226	204	221	208	209	202	228	224	223	225	216	207	214	220	219	205	227			
Lap 16	203	206	218	212	229	226	204	221	208	202	209	228	224	223	225	216	207	214	220	219	205	227			

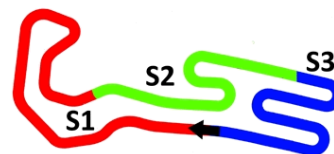




43° TROFEO DELLE INDUSTRIE

7-9 NOVEMBRE 2014

South Garda Karting - Lonato - Italy



KF Pre-Final (PF) Analysis

For information purposes. No official / regulatory value

Laps	Sector 1	Sector 2	Sector 3	Lap Time
No.202 Dahlberg Alexander				
1	15.330	17.755	21.207	54.292
2	14.166	15.055	21.106	50.327
3	13.900	14.781	20.763	49.444
4	13.587	14.746	20.864	49.197
5	13.349	16.218	19.447	49.014
6	13.434	15.704	19.552	48.690
7	13.777	14.808	19.131	47.716
8	13.605	14.833	19.080	47.518
9	13.323	14.491	18.881	46.695
10	13.105	14.423	18.736	46.264
11	14.072	14.311	18.465	46.848
12	13.095	14.236	18.707	46.038
13	13.030	14.327	18.789	46.146
14	13.053	14.180	18.332	45.565
15	12.976	14.251	20.381	47.608
16	13.460	17.017	23.306	53.783

Laps	Sector 1	Sector 2	Sector 3	Lap Time
No.203 Korneev Alexey				
1	14.554	15.005	20.859	50.418
2	14.065	15.108	21.020	50.193
3	13.914	15.293	20.632	49.839
4	13.979	15.022	20.112	49.113
5	13.886	14.846	19.686	48.418
6	13.717	14.880	19.132	47.729
7	13.543	14.714	18.969	47.226
8	13.399	14.602	18.951	46.952
9	13.333	14.650	18.661	46.644
10	13.227	14.456	18.454	46.137
11	13.257	14.298	18.339	45.894
12	13.077	14.237	17.894	45.208
13	13.153	14.225	18.134	45.512
14	13.196	14.373	18.100	45.669
15	13.182	14.268	18.739	46.189
16	13.351	15.990	22.695	52.036

Laps	Sector 1	Sector 2	Sector 3	Lap Time
No.204 Troitckly Nikita				
1	17.615	16.410	21.991	56.016
2	14.150	15.239	20.995	50.384
3	13.752	14.886	20.325	48.963
4	13.861	15.218	20.218	49.297
5	13.442	15.128	19.804	48.374
6	13.132	14.816	19.810	47.758
7	13.267	14.626	19.250	47.143
8	12.967	14.511	19.364	46.842

Laps	Sector 1	Sector 2	Sector 3	Lap Time
9	13.398	14.561	19.017	46.976
10	12.853	14.358	18.411	45.622
11	12.998	14.381	18.305	45.684
12	12.680	14.179	18.133	44.992
13	12.612	14.180	18.992	45.784
14	12.749	14.107	18.392	45.248
15	12.752	14.237	19.412	46.401
16	12.839	16.264	23.535	52.638

Laps	Sector 1	Sector 2	Sector 3	Lap Time
No.205 Ferrari Mattia				
1	15.936	17.320	22.321	55.577
2	14.202	16.378	21.863	52.443
3	13.932	15.267	21.377	50.576
4	14.081	16.951	20.770	51.802
5	13.317	17.580	20.541	51.438
6	13.492	15.651	20.630	49.773
7	13.201	15.465	20.132	48.798
8	13.639	14.725	20.257	48.621
9	13.141	14.642	19.518	47.301
10	12.879	14.743	19.068	46.690
11	13.402	14.799	18.898	47.099
12	12.857	15.042	20.214	48.113
13	13.226	14.744	19.293	47.263
14	12.989	14.613	19.928	47.530
15	12.990	15.396	23.495	51.881
16	21.253	20.882	24.899	1:07.034

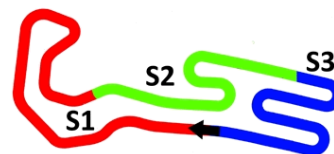
Laps	Sector 1	Sector 2	Sector 3	Lap Time
No.206 Cucco Stefano				
1	15.382	15.815	20.997	52.194
2	13.622	15.272	20.858	49.752
3	13.686	15.044	20.827	49.557
4	13.548	15.220	19.984	48.752
5	13.470	15.266	19.781	48.517
6	13.114	15.153	19.833	48.100
7	13.087	14.746	19.244	47.077
8	13.357	14.661	18.848	46.866
9	12.863	14.396	18.953	46.212
10	13.101	14.308	18.699	46.108
11	12.994	14.509	18.486	45.989
12	12.828	14.179	18.725	45.732
13	12.831	14.208	18.977	46.016
14	12.928	14.210	18.595	45.733
15	12.864	14.303	19.381	46.548
16	13.136	15.852	22.997	51.985

Laps	Sector 1	Sector 2	Sector 3	Lap Time
No.207 Kry Niklas				
1	16.303	18.080	23.083	57.466
2	14.408	17.472	21.126	53.006
3	14.268	15.852	20.136	50.256
4	13.670	15.376	20.551	49.597
5	13.596	15.059	19.584	48.239
6	13.447	14.936	20.186	48.569
7	13.161	14.914	19.658	47.733
8	13.093	14.859	18.900	46.852
9	12.991	14.690	18.632	46.313
10	12.882	14.711	18.900	46.493
11	12.887	14.585	18.435	45.907
12	12.902	14.391	18.497	45.790
13	13.123	14.955	19.596	47.674
14	12.980	14.743	18.428	46.151
15	13.037	14.679	20.277	47.993
16	13.443	17.349	23.786	54.578

Laps	Sector 1	Sector 2	Sector 3	Lap Time
No.208 Lundgaard Daniel				
1	15.185	16.164	21.846	53.195
2	13.770	15.247	21.172	50.189
3	13.716	15.105	21.474	50.295
4	13.891	16.431	20.462	50.784
5	13.566	15.053	20.875	49.494
6	13.369	14.876	19.945	48.190
7	13.119	14.741	19.228	47.088
8	12.977	14.692	18.930	46.599
9	13.045	14.388	18.748	46.181
10	13.121	14.437	18.659	46.217
11	12.933	14.396	18.843	46.172
12	12.981	14.323	18.514	45.818
13	12.659	14.301	18.975	45.935
14	12.672	14.319	18.746	45.737
15	12.708	14.445	19.757	46.910
16	12.914	16.878	23.625	53.417

Laps	Sector 1	Sector 2	Sector 3	Lap Time
No.209 Noviello Riccardo				
1	16.115	16.192	21.343	53.650
2	14.496	15.413	21.122	51.031
3	14.097	15.140	20.394	49.631
4	13.673	16.088	20.236	49.997
5	13.459	15.704	19.642	48.805
6	13.560	14.800	19.942	48.302
7	13.285	14.719	18.930	46.934
8	13.159	15.020	18.743	46.922





KF
Pre-Final (PF)
Analysis

For information purposes. No official / regulatory value

Laps	Sector 1	Sector 2	Sector 3	Lap Time
9	13.116	14.702	18.711	46.529
10	13.074	14.431	18.402	45.907
11	13.146	14.343	18.244	45.733
12	13.095	14.410	18.456	45.961
13	12.953	14.462	18.939	46.354
14	12.896	14.370	18.359	45.625
15	12.800	14.460	20.107	47.367
16	14.263	17.492	23.590	55.345

No.210 Georgiev Ivo

1	15.966	18.168	21.531	55.665
2	15.774	16.710	21.001	53.485
3	15.252	17.788	20.794	53.834
4	15.344	17.636	20.962	53.942
5	15.634	17.284	20.862	53.780
6	15.257	17.101	20.753	53.111
7	14.824	17.505	20.872	53.201
8	15.258	16.863	21.032	53.153

No.211 Pandolfi Alessandro

1	15.761	16.869	21.118	53.748
2	15.569	17.007	20.708	53.284
3	15.604	16.765	22.064	54.433
4	16.429	18.514	22.735	57.678

No.212 Shlom Yan Leon

1	14.821	15.959	21.127	51.907
2	13.656	15.395	20.811	49.862
3	13.775	15.143	20.824	49.742
4	13.645	14.941	20.412	48.998
5	13.262	15.167	19.845	48.274
6	13.152	15.081	19.605	47.838
7	13.029	14.842	19.268	47.139
8	13.041	14.494	19.132	46.667
9	12.911	14.646	18.699	46.256
10	13.466	14.442	18.625	46.533
11	12.957	14.388	18.607	45.952
12	12.813	14.277	18.372	45.462
13	12.719	14.471	18.880	46.070
14	13.029	14.360	18.565	45.954
15	12.926	14.443	19.921	47.290
16	13.567	16.206	23.112	52.885

No.214 Jochimsen Andreas

1	16.005	22.086	21.679	59.770
2	14.984	17.611	21.098	53.693

Laps	Sector 1	Sector 2	Sector 3	Lap Time
3	14.283	15.326	19.469	49.078
4	13.714	14.834	19.368	47.916
5	13.472	15.297	19.140	47.909
6	13.762	15.002	19.461	48.225
7	13.184	14.697	19.342	47.223
8	13.192	23.428	18.805	55.425
9	13.383	16.449	18.903	48.735
10	13.318	15.072	18.585	46.975
11	13.038	14.524	18.237	45.799
12	12.834	14.465	18.564	45.863
13	13.203	14.503	18.556	46.262
14	13.150	14.559	18.452	46.161
15	12.789	14.646	20.850	48.285
16	14.131	17.454	23.264	54.849

No.216 Gordeev Alexander

1	16.698	16.923	21.023	54.644
2	14.742	15.675	20.641	51.058
3	14.377	15.035	20.670	50.082
4	14.054	16.197	20.473	50.724
5	13.814	14.781	19.871	48.466
6	15.007	14.958	19.055	49.020
7	13.625	14.651	18.976	47.252
8	13.589	16.210	18.861	48.660
9	13.608	14.672	18.746	47.026
10	13.365	14.662	19.641	47.668
11	13.299	15.133	18.179	46.611
12	13.146	14.477	18.417	46.040
13	13.147	14.470	18.507	46.124
14	13.188	14.308	18.302	45.798
15	13.255	14.338	20.473	48.066
16	14.255	18.359	23.433	56.047

No.218 Fewtrell Maximilian

1	14.215	15.196	21.401	50.812
2	14.128	15.546	20.987	50.661
3	13.968	15.079	20.789	49.836
4	13.839	14.765	20.292	48.896
5	13.587	14.951	19.795	48.333
6	13.396	15.495	19.741	48.632
7	13.153	14.770	19.326	47.249
8	13.229	14.445	18.934	46.608
9	12.905	14.482	18.716	46.103
10	13.103	14.293	18.650	46.046
11	13.089	14.334	18.458	45.881

Laps	Sector 1	Sector 2	Sector 3	Lap Time
12	12.870	14.284	18.263	45.417
13	12.999	14.333	19.058	46.390
14	12.990	14.329	18.544	45.863
15	12.972	14.298	19.271	46.541
16	13.221	15.910	23.811	52.942

No.219 Galbiati Daniele

1	15.783	17.121	22.212	55.116
2	14.165	15.932	21.515	51.612
3	14.138	15.430	20.954	50.522
4	13.842	15.608	20.393	49.843
5	13.672	15.997	20.778	50.447
6	13.761	15.284	21.396	50.441
7	13.664	15.201	19.546	48.411
8	13.201	15.045	19.453	47.699
9	13.098	14.838	19.109	47.045
10	13.297	14.766	19.297	47.360
11	12.954	14.780	18.682	46.416
12	13.193	15.085	18.861	47.139
13	13.053	14.745	19.826	47.624
14	13.132	16.101	19.188	48.421
15	13.104	15.328	22.166	50.598
16	15.308	18.168	24.142	57.618

No.220 Ripamonti Marco

1	15.608	17.318	22.242	55.168
2	14.117	16.006	21.215	51.338
3	13.798	17.678	21.091	52.567
4	13.739	15.283	20.345	49.367
5	13.396	15.187	19.785	48.368
6	14.004	15.068	20.016	49.088
7	13.254	16.369	19.578	49.201
8	13.174	14.961	19.040	47.175
9	13.027	14.776	18.744	46.547
10	13.050	14.961	19.493	47.504
11	13.491	14.869	18.596	46.956
12	13.097	14.737	18.729	46.563
13	13.086	14.650	18.935	46.671
14	13.011	14.646	18.902	46.559
15	13.000	14.819	22.808	50.627
16	14.861	18.615	24.109	57.585

No.221 Stupenkov Egor

1	17.202	16.097	21.235	54.534
2	13.737	15.470	21.392	50.599
3	13.672	14.976	20.620	49.268



43° TROFEO DELLE INDUSTRIE

7-9 NOVEMBRE 2014

South Garda Karting - Lonato - Italy



KF Pre-Final (PF) Analysis

For information purposes. No official / regulatory value

Laps	Sector 1	Sector 2	Sector 3	Lap Time
4	13.739	14.926	20.356	49.021
5	13.500	15.923	20.386	49.809
6	13.354	14.634	19.487	47.475
7	13.207	14.541	19.024	46.772
8	13.113	14.375	18.820	46.308
9	13.223	14.593	18.492	46.308
10	13.015	14.259	18.469	45.743
11	12.906	14.263	19.410	46.579
12	13.077	14.114	18.039	45.230
13	12.780	14.106	18.574	45.460
14	12.941	14.190	18.235	45.366
15	12.776	14.183	19.423	46.382
16	12.982	16.287	23.567	52.836

No.223 Kjaergaard Nikolaj				
Laps	Sector 1	Sector 2	Sector 3	Lap Time
1	16.065	17.478	21.517	55.060
2	13.680	15.265	21.390	50.335
3	13.737	16.239	22.385	52.361
4	14.038	15.762	20.346	50.146
5	13.357	15.273	20.999	49.629
6	14.723	15.574	20.293	50.590
7	13.043	14.676	20.121	47.840
8	13.079	16.137	18.837	48.053
9	12.774	14.750	18.472	45.996
10	12.745	14.584	19.839	47.168
11	12.748	14.542	18.301	45.591
12	12.838	14.645	18.326	45.809
13	12.527	14.393	19.052	45.972
14	12.962	14.283	18.419	45.664
15	12.984	14.749	20.953	48.686
16	13.656	17.193	24.005	54.854

No.224 Lassen Julius				
Laps	Sector 1	Sector 2	Sector 3	Lap Time
1	15.430	15.511	21.453	52.394
2	13.709	16.554	22.560	52.823
3	13.921	15.248	20.172	49.341
4	13.582	15.269	20.398	49.249
5	13.216	15.016	21.420	49.652
6	13.826	15.090	20.851	49.767
7	13.323	14.610	19.070	47.003
8	13.031	14.521	19.064	46.616
9	13.015	14.385	18.852	46.252
10	12.999	14.381	18.676	46.056
11	12.919	14.401	18.501	45.821
12	13.039	14.313	19.820	47.172

Laps	Sector 1	Sector 2	Sector 3	Lap Time
13	12.907	14.257	18.848	46.012
14	12.788	15.555	19.359	47.702
15	12.720	14.369	22.586	49.675
16	13.282	16.916	23.314	53.512

No.225 Luchas Lorenzo				
Laps	Sector 1	Sector 2	Sector 3	Lap Time
1	16.082	16.982	21.371	54.435
2	14.900	15.877	21.147	51.924
3	14.174	15.123	20.057	49.354
4	14.191	15.395	19.887	49.473
5	14.181	14.922	20.128	49.231
6	13.577	14.814	18.929	47.320
7	13.370	14.766	19.441	47.577
8	13.752	14.739	19.994	48.485
9	13.395	14.681	19.367	47.443
10	13.500	14.497	18.641	46.638
11	13.096	14.660	19.525	47.281
12	13.134	14.395	18.418	45.947
13	13.148	14.399	19.061	46.608
14	13.580	14.388	18.690	46.658
15	12.960	14.768	20.550	48.278
16	14.196	17.258	24.507	55.961

No.226 Vigorito Gianni				
Laps	Sector 1	Sector 2	Sector 3	Lap Time
1	18.166	16.222	21.331	55.719
2	14.118	14.960	20.899	49.977
3	13.753	14.953	20.477	49.183
4	13.605	15.054	19.951	48.610
5	13.616	14.684	19.745	48.045
6	13.152	14.967	19.215	47.334
7	13.029	14.577	19.394	47.000
8	13.072	14.511	18.929	46.512
9	13.812	14.474	18.823	47.109
10	13.047	14.425	18.661	46.133
11	12.983	14.483	18.362	45.828
12	12.786	14.195	18.204	45.185
13	12.781	14.135	19.178	46.094
14	13.092	14.301	18.497	45.890
15	12.881	14.201	19.079	46.161
16	12.907	16.162	24.008	53.077

No.227 Loussier Paul				
Laps	Sector 1	Sector 2	Sector 3	Lap Time
1	15.536	19.031	22.358	56.925
2	14.952	17.008	21.613	53.573
3	14.709	16.650	21.337	52.696
4	14.551	15.326	20.954	50.831

Laps	Sector 1	Sector 2	Sector 3	Lap Time
5	13.877	16.139	20.242	50.258
6	13.479	15.474	20.666	49.619
7	13.762	15.590	20.387	49.739
8	13.279	15.740	19.366	48.385
9	13.202	15.128	20.046	48.376
10	13.034	15.304	19.815	48.153
11	12.989	15.614	19.428	48.031
12	13.115	14.962	19.794	47.871
13	13.164	14.663	19.724	47.551
14	13.044	14.530	20.096	47.670
15	13.018	15.480	22.816	51.314
16	17.041	19.492	24.571	1:01.104

No.228 Haaga Anton				
Laps	Sector 1	Sector 2	Sector 3	Lap Time
1	15.286	20.819	21.928	58.033
2	14.114	16.061	21.412	51.587
3	14.009	15.342	20.078	49.429
4	13.574	15.106	20.640	49.320
5	13.261	14.844	20.046	48.151
6	13.488	14.897	19.508	47.893
7	13.203	14.524	19.134	46.861
8	12.891	14.659	19.034	46.584
9	12.800	14.506	18.897	46.203
10	12.774	14.542	18.752	46.068
11	12.641	14.777	18.579	45.997
12	12.683	14.506	19.611	46.800
13	12.897	14.454	18.646	45.997
14	12.716	17.205	19.023	48.944
15	12.611	14.420	20.161	47.192
16	13.048	17.150	23.633	53.831

No.229 Sato Marino				
Laps	Sector 1	Sector 2	Sector 3	Lap Time
1	15.949	15.483	21.917	53.349
2	13.889	15.154	21.466	50.509
3	13.291	15.015	21.222	49.528
4	13.343	15.215	20.580	49.138
5	12.989	14.958	20.049	47.996
6	12.865	14.725	19.402	46.992
7	12.785	14.618	19.545	46.948
8	12.739	14.585	19.078	46.402
9	12.742	14.461	19.754	46.957
10	12.734	14.300	18.794	45.828
11	12.602	14.526	18.792	45.920
12	12.651	14.500	18.395	45.546
13	12.515	14.267	19.042	45.824





43° TROFEO DELLE INDUSTRIE
7-9 NOVEMBRE 2014
South Garda Karting - Lonato - Italy



KF
Pre-Final (PF)
Analysis


























For information purposes. No official / regulatory value

Laps	Sector 1	Sector 2	Sector 3	Lap Time
14	12.603	14.331	18.602	45.536
15	12.635	14.629	19.488	46.752
16	13.031	16.027	24.192	53.250



KF
Pre-Final (PF)
Starting Grid

Document 22 OFFICIAL

			13	222 Pankiewicz Wiktoria Tony Kart / Vortex / Vega	 36 Points
210 Georgiev Ivo Tony Kart / TM / Vega	 33 Points	12	211 Pandolfi Alessandro Top Kart / Parilla / Vega	 31 Points	
208 Lundgaard Daniel Tony Kart / Vortex / Vega	 29 Points	11	227 Loussier Paul DR / TM / Vega	 26 Points	
216 Gordeev Alexander Tony Kart / Vortex / Vega	 25 Points	10	220 Ripamonti Marco Tony Kart / Vortex / Vega	 24 Points	
209 Noviello Riccardo Energy / TM / Vega	 24 Points	9	207 Kry Niklas Top Kart / Parilla / Vega	 22 Points	
205 Ferrari Mattia Zanardi / TM / Vega	 21 Points	8	219 Galbiati Daniele Kosmic / Vortex / Vega	 20 Points	
224 Lassen Julius Energy / TM / Vega	 19 Points	7	225 Luchas Lorenzo Intrepid / TM / Vega	 19 Points	
228 Haaga Anton Tony Kart / Vortex / Vega	 18 Points	6	221 Stupenkov Egor Tony Kart / Vortex / Vega	 16 Points	
229 Sato Marino Praga / Parilla / Vega	 15 Points	5	206 Cucco Stefano Top Kart / TM / Vega	 15 Points	
202 Dahlberg Alexander Tony Kart / Vortex / Vega	 13 Points	4	226 Vigorito Gianni Intrepid / TM / Vega	 10 Points	
223 Kjaergaard Nikolaj Energy / TM / Vega	 10 Points	3	212 Shlom Yan Leon Tony Kart / TM / Vega	 7 Points	
214 Jochimsen Andreas Art-Gp / TM / Vega	 5 Points	2	203 Korneev Alexey Tony Kart / Vortex / Vega	 5 Points	
204 Troitckly Nikita Tony Kart / Vortex / Vega	 2 Points	1	218 Fewtrell Maximilian FA Alonso / Vortex / Vega	 0 Points	

POLE POSITION



Start : 09/11 - 11:50 20 Laps = 20,200 Km

43° Trofeo delle Industrie (ITA) 07-09/11/2014
FICr Mantova

Page 1 / 1

Apex Timing 

Data processing and charts editing provided by:

Alitest
Test Rapidi per il Latte