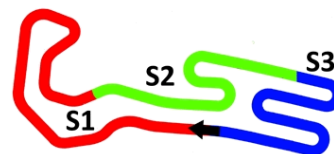




43° TROFEO DELLE INDUSTRIE

7-9 NOVEMBRE 2014

South Garda Karting - Lonato - Italy



60 Mini

60 Mini
Prefinal (PF)
Risultati

Document 40 OFFICIAL

Rnk	No.	Concorrente / Entrant	Nat	Conditore / Driver	Nat	Materiale / Material	Time	Laps	Best Lap	Gap	Sector 1	Sector 2	Sector 3
1	▲4	12 Baby Race Srl	ITA	Moretti Marzio	ITA	Tony Kart / Lke / Vega	10:54.854	10	1:04.802		20.096	20.270	24.436
2	▲2	9 Gamoto Snc	ITA	Marseglia Leonardo	ITA	Crg / Lke / Vega	11:01.903	10	1:05.336	7.049	20.201	20.367	24.768
3	▲7	11 Baby Race Srl	ITA	Abrusci Nicola	ITA	Tony Kart / Lke / Vega	11:02.606	10	1:05.138	7.752	20.156	20.305	24.677
4	▲3	30 Lenzokart Srl	ITA	Fusco Giuseppe	ITA	Lenzokart / Lke / Vega	11:06.428	10	1:05.039	11.574	20.217	20.221	24.601
5	▲3	26 Str Corse	ESP	Vidales David	ITA	Energy / Lke / Vega	11:08.616	10	1:05.672	13.762	19.994	20.733	24.945
6	▲11	5 Gamoto Snc	ITA	Sidqi Muhammad	ITA	Crg / Lke / Vega	11:09.465	10	1:05.760	14.611	20.224	20.550	24.986
7	▼6	35 Giugliano Kart	ITA	Skeed	ITA	Top Kart / Parilla / Vega	11:09.666	10	1:05.334	14.812	20.501	20.175	24.658
8	▲17	25 Auf der Maur GmbH	CHE	Anderutti Leandro	ITA	Crg / Lke / Vega	11:11.440	10	1:05.580	16.586	20.054	20.598	24.928
9	▼6	23 Emilia Kart Srl	ITA	Caglioni Leonardo	ITA	Fa / Lke / Vega	11:11.509	10	1:05.339	16.655	20.243	20.436	24.660
10	▲4	46 Energy Corse Srl	ITA	Guidetti Jacopo	ITA	Energy / Lke / Vega	11:11.744	10	1:05.734	16.890	20.493	20.491	24.750
11	▲15	37 Crescente Leonardo	ITA	Crescente Francesco	ITA	Tony Kart / Lke / Vega	11:12.094	10	1:05.578	17.240	20.362	20.683	24.533
12	=	2 Emilia Kart Srl	ITA	Cobellini Christian	ITA	Fa / Lke / Vega	11:12.394	10	1:05.427	17.540	20.256	20.428	24.743
13	▼2	10 Baby Race Srl	ITA	Moya Lopez Ruben	ITA	Tony Kart / Lke / Vega	11:14.858	10	1:05.965	20.004	20.211	20.683	25.071
14	▲15	22 Emilia Kart Srl	ITA	Kacovsky Matej	ITA	Fa / Lke / Vega	11:15.207	10	1:05.444	20.353	20.274	20.562	24.608
15	▲13	3 AB Motorsport Racing Team	ITA	Raffaele Francesca	ITA	Hero / Parilla / Vega	11:16.559	10	1:05.198	21.705	20.241	20.425	24.532
16	▲4	40 Zaccaron Adriano	ITA	Zaccaron Simone	ITA	Top Kart / Parilla / Vega	11:16.878	10	1:06.077	22.024	20.784	20.469	24.824
17	▲1	32 Carenini Roberto	ITA	Carenini Danny	ITA	Energy / Lke / Vega	11:17.977	10	1:05.961	23.123	20.213	20.725	25.023
18	▲1	38 Papalia Roberto	ITA	Papalia Leonardo	ITA	Tony Kart / Lke / Vega	11:18.951	10	1:04.807	24.097	19.798	20.447	24.562
19	▲8	41 Zaccaron Adriano	ITA	Zaccaron Eric	ITA	Top Kart / Parilla / Vega	11:19.283	10	1:05.765	24.429	20.400	20.625	24.740
20	▼7	8 Gamoto Snc	ITA	Bin Abdul Gafa Muiz	ITA	Crg / Lke / Vega	11:19.374	10	1:05.267	24.520	20.340	20.293	24.634
21	▲1	14 Baby Race Srl	ITA	Giardelli Luca	ITA	Tony Kart / Lke / Vega	11:19.629	10	1:05.394	24.775	20.263	20.416	24.715
22	▼13	36 Comer Spa	ITA	Travagin Vittorio	ITA	Top Kart / Lke / Vega	11:22.273	10	1:06.179	27.419	20.606	20.659	24.914
23	▼21	16 Baby Race Srl	ITA	Bogdanov Dmitri	ITA	Tony Kart / Lke / Vega	11:23.639	10	1:05.546	28.785	20.239	20.500	24.807
24	▼1	20 Martinello Diego	ITA	Martinello Riccardo	ITA	Fa / lame / Vega	11:23.879	10	1:06.334	29.025	20.247	21.062	25.025
25	▲5	44 OK1 Racing Team	CZE	Iuri Davide	ITA	IP Karting / Parilla / Vega	11:24.337	10	1:06.330	29.483	20.470	20.991	24.869
26	▼2	4 Rosso Alessandro	ITA	Rosso Andrea	ITA	Top Kart / lame / Vega	11:26.014	10	1:06.562	31.160	20.552	20.663	25.347
27	▼21	34 Giugliano Kart	ITA	Michelotto Mattia	ITA	Top Kart / Parilla / Vega	11:22.959	9	1:05.971	1 Lap	20.369	20.668	24.934

Not Classified

	24	Cecchi Giorgio	ITA	Cecchi Federico	ITA	Tony Kart / Lke / Vega	10:53.494		1:06.129	excluded	20.854	20.471	24.804
	31	Lenzokart Srl	ITA	Muller Mattia	ITA	Lenzokart / Lke / Vega	11:09.920		1:05.422	excluded	20.080	20.700	24.642
	42	Jolly Team Srl	ITA	Grigoryev Ivan	ITA	Tony Kart / Lke / Vega	11:20.175		1:05.228	excluded	19.982	20.391	24.855

No.24 Cecchi Federico : Decision n°17 from Stewards

No.31 Muller Mattia : Decision n° 18/from Stewards

No.42 Grigoryev Ivan : Decision n°19 from Stewards

Start Time : 09/11 - 13:11:42

Weather : Cloudy Air : 15°C Track : Wet

Leaders : No.12 Moretti Marzio (1-10)

Best Lap : No.12 Moretti Marzio 1:04.802 56,10 Kph

Event Record : No.12 Moretti Marzio 50.090 72,58 Kph

43° Trofeo delle Industrie (ITA) 07-09/11/2014

FICr Mantova

Page 1 / 1

Apex Timing

Data processing and charts editing provided by:

Alitest
Test Rapidi per il Latte





43° TROFEO DELLE INDUSTRIE

7-9 NOVEMBRE 2014

South Garda Karting - Lonato - Italy



60 Mini

60 Mini Prefinal (PF) Lap Chart

For information purposes. No official / regulatory value

	1	2	3	4	5	6	7	8	9	10	11	12	13	14	15	16	17	18	19	20	21	22	23	24	25	26	27	28	29	30
Grid	35	16	23	9	12	34	30	26	36	11	10	2	8	46	24	31	5	32	38	40	42	14	20	4	25	37	41	3	22	44
Start	35	12	30	9	16	36	26	10	11	8	46	2	31	38	5	32	42	24	40	20	25	4	23	41	14	37	3	22	44	34
Lap 1 Interval	12	9	35	11	8	30	2	31	5	46	10	26	38	25	32	23	40	42	4	20	37	41	14	3	22	36	44	16	24	34
	1.3	0.2	0.2	0.1	0.0	0.6	1.0	0.1	0.0	0.0	0.2	0.0	0.4	0.4	0.3	0.3	0.2	0.0	0.6	0.3	0.6	0.2	0.2	0.3	0.0	0.6	0.3	7.7	33.1	32.3
Lap 2	12	9	35	11	8	30	2	46	26	5	25	31	10	42	23	40	32	4	20	37	14	3	36	22	41	44	38	16	24	34
	1.3	0.5	0.5	0.4	0.5	0.1	0.5	0.6	0.0	1.6	0.0	0.5	0.1	0.5	0.1	0.1	0.2	0.8	0.0	0.1	0.4	0.1	0.6	0.1	0.4	0.5	2.3	7.8	30.2	31.6
Lap 3	12	9	35	11	8	30	2	26	5	46	31	25	42	10	23	32	40	37	20	3	4	22	41	36	44	38	14	16	24	34
	1.8	0.4	0.4	0.5	0.5	0.7	1.5	0.0	0.0	4.6	3.1	2.5	4.2	1.0	2.3	3.2	4.0	3.7	2.0	3	4	2.2	4.1	3.6	4.4	3.8	1.4	1.6	2.4	3.1.8
Lap 4	12	9	11	35	8	30	2	26	5	46	42	31	25	23	10	37	32	40	20	22	4	3	41	36	38	14	44	16	24	34
	2.3	1.1	0.0	0.1	0.6	1.0	2.1	0.0	0.3	1.0	0.0	0.1	0.1	1.3	0.4	0.0	0.0	1.8	0.4	0.1	0.0	0.2	1.1	1.1	0.5	0.3	6.3	31.2	31.8	
Lap 5	12	9	11	35	30	2	5	26	46	31	25	42	23	37	10	32	40	20	22	3	4	41	38	14	36	44	8	16	24	34
	2.9	1.2	0.3	0.7	0.7	2.4	0.2	0.0	1.8	0.4	0.1	0.0	0.4	0.5	0.5	0.3	1.6	0.6	0.0	1.4	0.6	0.1	0.1	1.1	0.4	0.4	4.3	32.2	31.3	
Lap 6	12	9	11	35	30	2	5	26	31	42	46	25	37	23	10	32	40	20	22	3	38	14	41	4	36	8	44	16	24	34
	3.4	0.7	0.5	0.4	1.4	2.4	0.3	1.5	0.6	0.2	0.4	0.5	0.2	0.0	0.4	0.6	2.3	0.1	0.0	1.2	1.1	0.1	0.2	0.5	0.1	1.1	3.2	33.2	31.1	
Lap 7	12	9	11	35	30	2	26	5	31	42	46	25	23	37	32	10	40	22	38	3	20	14	41	8	36	44	4	16	24	34
	4.1	0.5	0.5	0.3	1.7	3.0	0.2	1.5	0.0	0.9	0.5	0.9	0.2	0.1	0.4	0.6	1.3	1.0	0.2	0.1	1.0	0.6	0.8	0.9	1.2	1.0	0.9	34.0	30.8	
Lap 8	12	9	11	35	30	2	26	5	31	46	25	23	37	10	40	32	38	22	3	20	14	41	8	42	36	44	4	16	24	34
	5.3	0.1	0.4	0.2	1.7	3.7	0.2	1.8	0.4	0.2	0.7	0.7	1.1	0.6	0.2	0.4	0.1	0.4	1.4	0.1	0.6	1.5	0.8	0.0	1.1	1.9	0.0	34.7	30.3	
Lap 9	12	9	11	35	30	2	26	5	31	46	25	23	37	10	38	32	22	40	3	20	14	41	8	42	36	44	16	4	24	34
	5.9	0.2	0.3	0.1	1.8	3.9	0.3	1.4	0.9	0.1	0.3	0.9	1.4	0.9	0.1	0.3	0.6	0.1	1.6	0.3	0.4	0.6	1.2	1.2	1.5	0.2	1.3	34.5	29.4	
Lap 10	12	9	11	30	26	5	35	31	25	23	46	37	2	10	22	3	40	32	38	41	8	14	42	36	16	20	44	4		
	7.0	0.7	3.8	2.1	0.8	0.2	0.2	1.5	0.0	0.2	0.3	0.3	2.4	0.3	1.3	0.3	4.0	3.2	3.8	4.1	8	1.4	4.2	3.6	1.6	2.0	4.4	4		

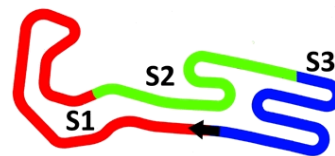




43° TROFEO DELLE INDUSTRIE

7-9 NOVEMBRE 2014

South Garda Karting - Lonato - Italy



60 Mini

60 Mini
Prefinal (PF)
Analysis

For information purposes. No official / regulatory value

Laps	Sector 1	Sector 2	Sector 3	Lap Time
No.2 Cobellini Christian				
1	21.086	20.816	24.865	1:06.767
2	20.609	20.974	25.002	1:06.585
3	20.712	20.524	24.697	1:05.933
4	20.412	20.400	24.822	1:05.634
5	20.432	20.406	24.707	1:05.545
6	20.638	20.432	24.741	1:05.811
7	20.256	20.428	24.743	1:05.427
8	20.304	20.362	24.775	1:05.441
9	20.359	20.333	24.801	1:05.493
10	20.490	20.388	33.210	1:14.088

Laps	Sector 1	Sector 2	Sector 3	Lap Time
No.3 Raffaele Francesca				
1	22.268	21.554	26.224	1:10.046
2	20.601	21.165	24.978	1:06.744
3	20.781	21.125	24.948	1:06.854
4	20.344	20.804	25.769	1:06.917
5	20.514	20.716	25.341	1:06.571
6	20.460	20.880	25.242	1:06.582
7	20.456	20.697	25.521	1:06.674
8	20.241	20.425	24.532	1:05.198
9	20.496	20.907	24.744	1:06.147
10	20.414	20.494	25.455	1:06.363

Laps	Sector 1	Sector 2	Sector 3	Lap Time
No.4 Rosso Andrea				
1	22.538	21.208	25.478	1:09.224
2	20.914	21.052	25.825	1:07.791
3	21.240	21.256	25.456	1:07.952
4	20.552	20.663	25.347	1:06.562
5	21.055	20.937	26.073	1:08.065
6	20.671	20.572	26.698	1:07.941
7	20.784	21.091	27.846	1:09.721
8	20.919	20.636	25.619	1:07.174
9	21.121	20.675	25.243	1:07.039
10	20.907	20.797	25.366	1:07.070

Laps	Sector 1	Sector 2	Sector 3	Lap Time
No.5 Sidqi Muhammad				
1	21.676	21.147	24.647	1:07.470
2	20.909	20.538	25.199	1:06.646
3	20.314	20.551	25.369	1:06.234
4	20.598	20.577	25.051	1:06.226
5	20.349	20.692	24.781	1:05.822
6	20.224	20.550	24.986	1:05.760
7	20.260	21.018	24.966	1:06.244
8	20.323	20.934	24.964	1:06.221

Laps	Sector 1	Sector 2	Sector 3	Lap Time
9	20.256	20.642	24.887	1:05.785
10	20.376	20.579	25.877	1:06.832

Laps	Sector 1	Sector 2	Sector 3	Lap Time
No.8 Bin Abdul Gafa Muizzuddin				
1	20.994	20.765	24.979	1:06.738
2	20.799	21.082	24.734	1:06.615
3	20.340	20.293	24.634	1:05.267
4	20.236	20.399	24.690	1:05.325
5	35.863	20.632	24.675	1:21.170
6	20.327	20.513	24.779	1:05.619
7	20.435	20.493	24.774	1:05.702
8	20.270	21.390	24.821	1:06.481
9	20.163	20.508	24.634	1:05.305
10	20.211	20.766	25.151	1:06.128

Laps	Sector 1	Sector 2	Sector 3	Lap Time
No.9 Marseglia Leonardo				
1	21.003	20.551	25.105	1:06.659
2	20.511	20.432	24.680	1:05.623
3	20.414	20.521	24.599	1:05.534
4	20.201	20.367	24.768	1:05.336
5	20.434	20.316	24.725	1:05.475
6	20.430	20.330	24.808	1:05.568
7	20.424	20.380	24.775	1:05.579
8	20.433	20.557	24.976	1:05.966
9	20.165	20.493	24.852	1:05.510
10	20.584	20.737	24.857	1:06.178

Laps	Sector 1	Sector 2	Sector 3	Lap Time
No.10 Moya Lopez Ruben				
1	21.622	21.390	26.148	1:09.160
2	21.314	21.544	25.653	1:08.511
3	20.389	20.929	25.080	1:06.398
4	20.902	20.748	25.359	1:07.009
5	20.557	21.058	24.931	1:06.546
6	20.500	20.545	24.968	1:06.013
7	21.110	20.742	25.198	1:07.050
8	20.558	20.743	25.148	1:06.449
9	20.211	20.683	25.071	1:05.965
10	20.326	21.042	25.534	1:06.902

Laps	Sector 1	Sector 2	Sector 3	Lap Time
No.11 Abrusci Nicola				
1	20.762	20.685	25.200	1:06.647
2	20.975	20.817	24.571	1:06.363
3	20.283	20.342	24.582	1:05.207
4	20.160	20.457	25.025	1:05.642
5	20.699	20.306	24.514	1:05.519
6	20.156	20.305	24.677	1:05.138

Laps	Sector 1	Sector 2	Sector 3	Lap Time
7	20.334	20.356	24.665	1:05.355
8	20.180	20.545	24.879	1:05.604
9	20.349	20.398	24.854	1:05.601
10	20.338	20.751	25.517	1:06.606

Laps	Sector 1	Sector 2	Sector 3	Lap Time
No.12 Moretti Marzio				
1	20.512	20.497	24.794	1:05.803
2	20.558	20.466	24.645	1:05.669
3	20.187	20.352	24.484	1:05.023
4	20.062	20.288	24.475	1:04.825
5	20.158	20.260	24.457	1:04.875
6	20.044	20.482	24.569	1:05.095
7	20.096	20.270	24.436	1:04.802
8	20.149	20.224	24.445	1:04.818
9	20.133	20.273	24.482	1:04.888
10	20.278	20.293	24.506	1:05.077

Laps	Sector 1	Sector 2	Sector 3	Lap Time
No.14 Giardelli Luca				
1	22.245	22.095	25.845	1:10.185
2	20.690	21.074	25.167	1:06.931
3	24.360	21.672	24.645	1:10.677
4	20.440	21.134	24.696	1:06.270
5	20.601	20.650	24.771	1:06.022
6	20.595	20.888	25.023	1:06.506
7	20.263	20.416	24.715	1:05.394
8	20.414	20.599	24.703	1:05.716
9	20.360	20.992	25.138	1:06.490
10	20.610	21.405	25.414	1:07.429

Laps	Sector 1	Sector 2	Sector 3	Lap Time
No.16 Bogdanov Dmitri				
1	27.210	26.116	29.470	1:22.796
2	24.325	20.659	24.889	1:09.873
3	20.562	20.624	24.806	1:05.992
4	20.375	20.339	24.881	1:05.595
5	20.389	20.413	24.860	1:05.662
6	20.293	20.486	24.904	1:05.683
7	20.239	20.500	24.807	1:05.546
8	20.421	20.574	25.225	1:06.220
9	20.566	20.348	24.739	1:05.653
10	20.414	20.603	25.054	1:06.071

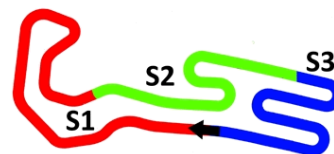
Laps	Sector 1	Sector 2	Sector 3	Lap Time
No.20 Martinello Riccardo				
1	23.014	21.835	25.217	1:10.066
2	20.795	21.184	25.496	1:07.475
3	21.015	21.043	25.336	1:07.394
4	20.706	20.821	24.883	1:06.410



43° TROFEO DELLE INDUSTRIE

7-9 NOVEMBRE 2014

South Garda Karting - Lonato - Italy



60 Mini

60 Mini Prefinal (PF) Analysis

For information purposes. No official / regulatory value

Laps	Sector 1	Sector 2	Sector 3	Lap Time
5	20.309	21.042	25.306	1:06.657
6	20.393	20.908	25.655	1:06.956
7	20.940	20.761	25.326	1:07.027
8	20.525	21.159	24.865	1:06.549
9	20.247	21.062	25.025	1:06.334
10	20.552	26.083	25.389	1:12.024

No.22 Kacovsky Matej				
1	22.008	21.843	25.975	1:09.826
2	20.737	21.969	24.698	1:07.404
3	21.209	20.454	24.947	1:06.610
4	20.617	20.658	24.928	1:06.203
5	20.144	21.059	25.577	1:06.780
6	20.607	20.795	25.112	1:06.514
7	20.274	20.562	24.608	1:05.444
8	20.328	20.591	25.094	1:06.013
9	20.559	20.577	24.737	1:05.873
10	20.293	20.611	24.866	1:05.770

No.23 Cagliani Leonardo				
1	21.968	21.074	25.181	1:08.223
2	20.589	21.444	25.436	1:07.469
3	20.452	20.764	24.679	1:05.895
4	20.356	20.384	24.696	1:05.436
5	21.231	20.613	25.087	1:06.931
6	20.643	21.120	25.157	1:06.920
7	20.543	20.360	25.395	1:06.298
8	20.243	20.436	24.660	1:05.339
9	20.439	20.361	24.706	1:05.506
10	20.472	20.475	25.025	1:05.972

No.24 Cecchi Federico				
1	29.309	59.193	25.179	1:53.681
2	21.057	20.866	25.142	1:07.065
3	20.854	20.471	24.804	1:06.129
4	21.015	20.668	24.705	1:06.388
5	20.828	20.879	24.973	1:06.680
6	20.916	20.978	24.833	1:06.727
7	20.781	20.666	24.874	1:06.321
8	21.035	20.799	25.044	1:06.878
9	20.756	20.793	25.311	1:06.860

No.25 Anderutti Leandro				
1	21.420	21.041	25.237	1:07.698
2	20.592	21.429	24.971	1:06.992
3	19.860	20.841	25.136	1:05.837

Laps	Sector 1	Sector 2	Sector 3	Lap Time
4	20.597	21.140	24.812	1:06.549
5	21.333	20.535	24.973	1:06.841
6	20.079	20.695	25.662	1:06.436
7	20.058	21.397	24.636	1:06.091
8	20.054	20.598	24.928	1:05.580
9	20.393	20.712	24.744	1:05.849
10	20.416	20.717	25.155	1:06.288

No.26 Vidales David				
1	23.377	20.719	25.201	1:09.297
2	20.905	20.477	24.852	1:06.234
3	20.002	20.514	25.752	1:06.268
4	20.457	20.947	24.786	1:06.190
5	19.884	20.903	25.328	1:06.115
6	20.460	20.531	24.892	1:05.883
7	20.233	20.548	24.925	1:05.706
8	20.796	20.465	24.908	1:06.169
9	19.994	20.733	24.945	1:05.672
10	20.125	20.734	25.496	1:06.355

No.30 Fusco Giuseppe				
1	20.834	20.987	25.594	1:07.415
2	20.887	21.450	24.749	1:07.086
3	20.347	20.370	24.592	1:05.309
4	20.327	20.288	24.753	1:05.368
5	20.591	20.314	24.946	1:05.851
6	20.217	20.221	24.601	1:05.039
7	20.449	20.185	24.547	1:05.181
8	20.254	20.442	24.725	1:05.421
9	20.406	20.330	24.694	1:05.430
10	20.564	20.433	28.934	1:09.931

No.31 Muller Mattia				
1	21.740	20.769	25.102	1:07.611
2	21.823	21.767	24.863	1:08.453
3	19.925	20.930	24.887	1:05.742
4	20.380	21.034	25.060	1:06.474
5	20.629	21.203	24.691	1:06.523
6	20.046	20.838	24.677	1:05.561
7	20.674	20.444	24.797	1:05.915
8	20.787	20.836	24.835	1:06.458
9	20.080	20.700	24.642	1:05.422
10	20.080	20.867	24.900	1:05.847

No.32 Carenini Danny				
1	21.914	21.413	25.598	1:08.925

Laps	Sector 1	Sector 2	Sector 3	Lap Time
2	20.450	22.080	25.737	1:08.267
3	20.465	21.167	24.845	1:06.477
4	20.310	20.545	25.427	1:06.282
5	21.018	20.628	24.943	1:06.589
6	20.213	20.725	25.023	1:05.961
7	20.416	20.588	25.175	1:06.179
8	20.367	22.280	25.143	1:07.790
9	20.423	20.654	25.069	1:06.146
10	20.191	20.706	28.015	1:08.912

No.34 Michelotto Mattia				
1	20.979	20.766	25.114	1:06.859
2	20.489	20.674	25.180	1:06.343
3	20.699	20.606	25.051	1:06.356
4	20.410	20.613	25.358	1:06.381
5	20.542	20.576	25.024	1:06.142
6	20.559	20.598	25.420	1:06.577
7	20.489	20.478	25.051	1:06.018
8	20.404	20.698	25.245	1:06.347
9	20.369	20.668	24.934	1:05.971

No.35 Skeed				
1	21.183	21.090	25.303	1:07.576
2	21.000	20.440	24.537	1:05.977
3	20.420	20.310	24.653	1:05.383
4	20.478	20.584	25.079	1:06.141
5	20.462	20.602	24.747	1:05.811
6	20.451	20.236	24.650	1:05.337
7	20.501	20.175	24.658	1:05.334
8	20.399	20.332	24.764	1:05.495
9	20.448	20.301	24.751	1:05.500
10	20.418	20.551	32.358	1:13.327

No.36 Travagin Vittorio				
1	28.635	20.959	25.022	1:14.616
2	20.673	21.014	24.929	1:06.616
3	22.127	21.269	24.948	1:08.344
4	20.606	20.659	24.914	1:06.179
5			25.072	1:08.844
6	20.681	20.660	24.984	1:06.325
7	20.482	21.167	25.143	1:06.792
8	20.548	20.716	25.177	1:06.441
9	21.065	20.580	25.326	1:06.971
10	20.521	20.794	25.163	1:06.478





43° TROFEO DELLE INDUSTRIE

7-9 NOVEMBRE 2014

South Garda Karting - Lonato - Italy



60 Mini

60 Mini Prefinal (PF) Analysis

For information purposes. No official / regulatory value

Laps	Sector 1	Sector 2	Sector 3	Lap Time
No.37 Crescente Francesco				
1	22.290	22.063	25.038	1:09.391
2	20.363	20.978	25.655	1:06.996
3	20.534	20.730	24.717	1:05.981
4	20.150	20.680	24.901	1:05.731
5	20.362	20.683	24.533	1:05.578
6	20.400	20.837	24.966	1:06.203
7	20.114	20.759	25.896	1:06.769
8	20.805	20.497	24.549	1:05.851
9	20.344	20.624	24.701	1:05.669
10	20.173	20.720	24.739	1:05.632

Laps	Sector 1	Sector 2	Sector 3	Lap Time
No.38 Papalia Leonardo				
1	21.633	21.762	24.876	1:08.271
2	21.008	22.932	30.893	1:14.833
3	20.364	21.182	24.845	1:06.391
4	20.356	20.863	24.629	1:05.848
5	20.720	20.646	24.983	1:06.349
6	20.300	20.729	24.510	1:05.539
7	20.181	20.458	24.508	1:05.147
8	19.798	20.447	24.562	1:04.807
9	20.323	20.563	24.622	1:05.508
10	19.910	20.527	29.607	1:10.044

Laps	Sector 1	Sector 2	Sector 3	Lap Time
No.40 Zaccaron Simone				
1	22.106	21.680	25.304	1:09.090
2	20.836	21.247	25.272	1:07.355
3	20.731	21.000	25.321	1:07.052
4	20.784	20.469	24.824	1:06.077
5	20.864	20.871	25.098	1:06.833
6	20.521	20.621	25.136	1:06.278
7	20.591	20.927	25.075	1:06.593
8	20.575	20.848	25.057	1:06.480
9	21.243	21.219	24.922	1:07.384
10	20.681	20.759	25.387	1:06.827

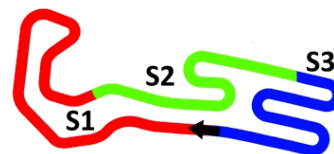
Laps	Sector 1	Sector 2	Sector 3	Lap Time
No.41 Zaccaron Eric				
1	22.690	22.008	25.480	1:10.178
2	21.632	21.638	25.216	1:08.486
3	21.227	20.884	24.892	1:07.003
4	20.342	20.703	24.784	1:05.829
5	20.946	20.855	26.692	1:08.493
6	20.710	20.842	25.429	1:06.981
7	20.490	20.794	24.595	1:05.879
8	20.400	20.625	24.740	1:05.765

Laps	Sector 1	Sector 2	Sector 3	Lap Time
9	20.048	20.805	25.402	1:06.255
10	20.331	21.110	25.224	1:06.665

Laps	Sector 1	Sector 2	Sector 3	Lap Time
No.42 Grigoryev Ivan				
1	22.305	21.196	26.023	1:09.524
2	20.451	21.128	25.023	1:06.602
3	19.982	20.391	24.855	1:05.228
4	20.326	21.088	24.845	1:06.259
5	21.125	20.891	25.200	1:07.216
6	20.237	20.763	24.572	1:05.572
7	20.263	20.421	24.591	1:05.275
8	20.827	29.842	25.839	1:16.508
9	20.503	20.554	24.716	1:05.773
10	20.246	20.460	24.949	1:05.655

Laps	Sector 1	Sector 2	Sector 3	Lap Time
No.44 Iuri Davide				
1	22.534	22.185	25.622	1:10.341
2	20.970	21.298	25.054	1:07.322
3	21.038	21.057	25.800	1:07.895
4	20.710	22.166	24.778	1:07.654
5	20.911	21.327	24.970	1:07.208
6	21.167	21.233	24.866	1:07.266
7	20.772	20.833	25.096	1:06.701
8	20.470	20.991	24.869	1:06.330
9	20.751	21.139	25.461	1:07.351
10	20.798	21.140	25.073	1:07.011

Laps	Sector 1	Sector 2	Sector 3	Lap Time
No.46 Guidetti Jacopo				
1	20.996	20.959	26.197	1:08.152
2	20.342	20.660	24.796	1:05.798
3	20.508	20.764	25.792	1:07.064
4	21.016	20.643	24.830	1:06.489
5	20.493	20.491	24.750	1:05.734
6	21.461	21.723	25.175	1:08.359
7	20.585	20.659	24.764	1:06.008
8	20.333	20.466	25.062	1:05.861
9	20.462	20.526	24.924	1:05.912
10	20.324	20.581	25.845	1:06.750



60 Mini

60 Mini
Prefinal (PF)
Starting Grid

Document 38 OFFICIAL

44	Davide Iuri IP Karting / Parilla / Vega	 43 Points	15	22	Matej Kacovsky Fa / Lke / Vega	 47 Points
3	Francesca Raffaele Hero / Parilla / Vega	 37 Points	14	41	Eric Zaccaron Top Kart / Parilla / Vega	 41 Points
37	Francesco Crescente Tony Kart / Lke / Vega	 38 Points	13	25	Leandro Anderutti Crg / Lke / Vega	 37 Points
4	Andrea Rosso Top Kart / lame / Vega	 33 Points	12	20	Riccardo Martinello Fa / lame / Vega	 31 Points
14	Luca Giardelli Tony Kart / Lke / Vega	 31 Points	11	42	Ivan Grigoryev Tony Kart / Lke / Vega	 28 Points
40	Simone Zaccaron Top Kart / Parilla / Vega	 28 Points	10	38	Leonardo Papalia Tony Kart / Lke / Vega	 25 Points
32	Danny Carenini Energy / Lke / Vega	 22 Points	9	5	Muhammad Sidqi Crg / Lke / Vega	 21 Points
31	Mattia Muller Lenzokart / Lke / Vega	 21 Points	8	24	Federico Cecchi Tony Kart / Lke / Vega	 20 Points
46	Jacopo Guidetti Energy / Lke / Vega	 20 Points	7	8	Muizzuddin Bin Abdul Gafa Crg / Lke / Vega	 19 Points
2	Christian Cobellini Fa / Lke / Vega	 19 Points	6	10	Ruben Moya Lopez Tony Kart / Lke / Vega	 18 Points
11	Nicola Abrusci Tony Kart / Lke / Vega	 18 Points	5	36	Vittorio Travagin Top Kart / Lke / Vega	 14 Points
26	David Vidales Energy / Lke / Vega	 11 Points	4	30	Giuseppe Fusco Lenzokart / Lke / Vega	 11 Points
34	Mattia Michelotto Top Kart / Parilla / Vega	 8 Points	3	12	Marzio Moretti Tony Kart / Lke / Vega	 8 Points
9	Leonardo Marseglia Crg / Lke / Vega	 6 Points	2	23	Leonardo Caglioni Fa / Lke / Vega	 5 Points
16	Dmitri Bogdanov Tony Kart / Lke / Vega	 3 Points	1	35	Skeed Top Kart / Parilla / Vega	 2 Points

POLE POSITION



Start : 09/11 - 13:10 10 Laps = 10,100 Km

43° Trofeo delle Industrie (ITA) 07-09/11/2014
FICr Mantova

Page 1 / 1

Apex Timing 

Data processing and charts editing provided by:

Alitest
Test Rapidi per il Latte