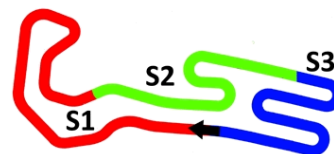




# 43° TROFEO DELLE INDUSTRIE

7-9 NOVEMBRE 2014

South Garda Karting - Lonato - Italy



## 60 Mini Final (F) Risultati

Document 43 OFFICIAL

Rnk	No.	Concorrente / Entrant	Nat	Conduttore / Driver	Nat	Materiale / Material	Time	Laps	Best Lap	Gap	Sector 1	Sector 2	Sector 3	Penalty
1	▲1	9 Gamoto Snc	ITA	<b>Marseglia Leonardo</b>	ITA	Crg / Lke / Vega	11:18.733	10	1:04.999		19.911	20.459	24.629	
2	▲8	46 Energy Corse Srl	ITA	<b>Guidetti Jacopo</b>	ITA	Energy / Lke / Vega	11:18.983	10	1:05.283	<b>0.250</b>	20.085	20.432	24.766	
3	▼2	12 Baby Race Srl	ITA	<b>Moretti Marzio</b>	ITA	Tony Kart / Lke / Vega	11:19.380	10	1:04.951	<b>0.647</b>	19.898	20.486	24.567	
4	▲3	35 Giugliano Kart	ITA	<b>Skeed</b>	ITA	Top Kart / Parilla / Vega	11:19.610	10	1:05.036	<b>0.877</b>	19.975	20.405	24.656	
5	▲8	10 Baby Race Srl	ITA	<b>Moya Lopez Ruben</b>	ITA	Tony Kart / Lke / Vega	11:19.967	10	1:05.267	<b>1.234</b>	20.054	20.357	24.856	
6	▲12	38 Papalia Roberto	ITA	<b>Papalia Leonardo</b>	ITA	Tony Kart / Lke / Vega	11:20.493	10	1:05.057	<b>1.760</b>	19.818	20.443	24.796	
7	▲13	8 Gamoto Snc	ITA	<b>Bin Abdul Gafa Mui</b>	ITA	Crg / Lke / Vega	11:20.662	10	1:04.578	<b>1.929</b>	19.396	20.420	24.762	
8	=	25 Auf der Maur GmbH	CHE	<b>Anderutti Leandro</b>	ITA	Crg / Lke / Vega	11:20.944	10	1:05.490	<b>2.211</b>	20.091	20.688	24.711	
9	▲14	16 Baby Race Srl	ITA	<b>Bogdanov Dmitri</b>	ITA	Tony Kart / Lke / Vega	11:21.312	10	1:05.360	<b>2.579</b>	20.022	20.424	24.914	
10	▲4	22 Emilia Kart Srl	ITA	<b>Kacovsky Matej</b>	ITA	Fa / Lke / Vega	11:21.896	10	1:05.691	<b>3.163</b>	20.117	20.720	24.854	
11	=	37 Crescente Leonardo	ITA	<b>Crescente Francesco</b>	ITA	Tony Kart / Lke / Vega	11:22.438	10	1:05.937	<b>3.705</b>	20.281	20.774	24.882	
12	▲17	31 Lenzokart Srl	ITA	<b>Muller Mattia</b>	ITA	Lenzokart / Lke / Vega	11:23.327	10	1:05.488	<b>4.594</b>	19.645	20.967	24.876	
13	▲8	14 Baby Race Srl	ITA	<b>Giardelli Luca</b>	ITA	Tony Kart / Lke / Vega	11:23.974	10	1:05.642	<b>5.241</b>	20.197	20.633	24.812	
14	▲13	34 Giugliano Kart	ITA	<b>Michelotto Mattia</b>	ITA	Top Kart / Parilla / Vega	11:24.089	10	1:05.538	<b>5.356</b>	20.301	20.545	24.692	
15	▼6	23 Emilia Kart Srl	ITA	<b>Caglioni Leonardo</b>	ITA	Fa / Lke / Vega	11:24.343	10	1:05.720	<b>5.610</b>	20.516	20.524	24.680	
16	▼11	26 Str Corse	ESP	<b>Vidales David</b>	ITA	Energy / Lke / Vega	11:24.556	10	1:05.624	<b>5.823</b>	19.945	20.729	24.950	
17	▲7	20 Martinello Diego	ITA	<b>Martinello Riccardo</b>	ITA	Fa / lame / Vega	11:25.106	10	1:06.368	<b>6.373</b>	20.539	20.917	24.912	
18	▲10	24 Cecchi Giorgio	ITA	<b>Cecchi Federico</b>	ITA	Tony Kart / Lke / Vega	11:25.617	10	1:06.497	<b>6.884</b>	20.771	20.619	25.107	
19	▼7	2 Emilia Kart Srl	ITA	<b>Cobellini Christian</b>	ITA	Fa / Lke / Vega	11:25.957	10	1:04.938	<b>7.224</b>	19.571	20.510	24.857	
20	▲6	4 Rosso Alessandro	ITA	<b>Rosso Andrea</b>	ITA	Top Kart / lame / Vega	11:26.813	10	1:05.972	<b>8.080</b>	20.425	20.614	24.933	
21	▼2	41 Zaccaron Adriano	ITA	<b>Zaccaron Eric</b>	ITA	Top Kart / Parilla / Vega	11:27.295	10	1:06.345	<b>8.562</b>	20.088	21.248	25.009	
22	▼5	32 Carenini Roberto	ITA	<b>Carenini Danny</b>	ITA	Energy / Lke / Vega	11:27.479	10	1:05.687	<b>8.746</b>	19.880	20.743	25.064	
23	▼20	11 Baby Race Srl	ITA	<b>Abrusci Nicola</b>	ITA	Tony Kart / Lke / Vega	11:18.337	10	1:05.031	<b>9.604</b>	19.901	20.483	24.647	<b>+10.000</b>
24	▼18	5 Gamoto Snc	ITA	<b>Sidqi Muhammad</b>	ITA	Crg / Lke / Vega	11:28.339	10	1:05.918	<b>9.606</b>	20.332	20.693	24.893	
25	=	44 OK1 Racing Team	CZE	<b>Iuri Davide</b>	ITA	IP Karting / Parilla / Vega	11:30.484	10	1:06.147	<b>11.751</b>	20.305	20.809	25.033	
26	▼22	30 Lenzokart Srl	ITA	<b>Fusco Giuseppe</b>	ITA	Lenzokart / Lke / Vega	11:31.468	10	1:04.101	<b>12.735</b>	19.351	20.274	24.476	
27	▼11	40 Zaccaron Adriano	ITA	<b>Zaccaron Simone</b>	ITA	Top Kart / Parilla / Vega	11:33.208	9	1:06.676	<b>1 Lap</b>	20.434	21.172	25.070	
28	▼13	3 AB Motorsport Racing Team	ITA	<b>Raffaele Francesca</b>	ITA	Hero / Parilla / Vega	3:40.284	3	1:06.710	<b>7 Laps</b>	20.574	20.813	25.323	
29	▼7	36 Comer Spa	ITA	<b>Travagin Vittorio</b>	ITA	Top Kart / Lke / Vega	2:24.807	2	1:06.647	<b>8 Laps</b>	20.113	21.526	25.008	

No.11 Abrusci Nicola : Decison n°20 from Stewards

Start Time : 09/11 - 15:12:19

Weather : Cloudy Air : 15°C Track : Wet

Leaders : No.11 Abrusci Nicola (1-10)

Best Lap : No.30 Fusco Giuseppe 1:04.101 56,72 Kph

Event Record : No.12 Moretti Marzio 50.090 72,58 Kph

43° Trofeo delle Industrie (ITA) 07-09/11/2014

FICr Mantova

Page 1 / 1

Apex Timing

Data processing and charts editing provided by:





**43° TROFEO DELLE INDUSTRIE**  
**7-9 NOVEMBRE 2014**  
**South Garda Karting - Lonato - Italy**



**60 Mini**  
**60 Mini**  
**Final (F)**  
**Lap Chart**

For information purposes. No official / regulatory value

	1	2	3	4	5	6	7	8	9	10	11	12	13	14	15	16	17	18	19	20	21	22	23	24	25	26	27	28	29
<b>Grid</b>	12	9	11	30	26	5	35	25	23	46	37	2	10	22	3	40	32	38	41	8	14	36	16	20	44	4	34	24	31
<b>Start</b>	11	9	35	5	25	46	23	10	37	22	2	12	40	38	32	8	3	36	41	14	20	16	4	34	24	31	44	26	30
<b>Lap 1</b> Interval	11	9 1.4	10 0.7	46 0.0	5 0.1	35 0.2	25 0.5	37 0.0	12 0.2	38 1.1	22 0.1	16 0.8	8 0.3	31 1.6	14 0.0	24 0.5	34 0.4	23 0.0	20 0.3	40 0.6	36 0.2	26 0.2	41 0.2	4 0.5	44 0.4	2 2.7	3 4.3	32 0.1	30 18.1
<b>Lap 2</b>	11	9 1.5	10 1.0	46 0.2	12 0.9	35 0.2	38 0.8	25 0.2	37 0.0	22 0.1	8 0.7	16 0.3	31 1.9	14 0.4	34 1.0	23 0.1	24 0.0	20 0.5	26 0.6	40 0.1	36 0.2	41 0.2	4 0.3	44 0.4	2 1.8	32 5.4	3 0.4	5 4.4	30 12.2
<b>Lap 3</b>	11	9 1.3	10 1.2	46 0.2	12 0.6	35 0.3	38 0.8	8 0.8	25 0.0	16 1.0	22 0.2	37 0.3	31 1.3	14 0.5	34 0.9	23 0.3	26 1.5	20 0.3	24 0.4	4 0.9	2 0.5	44 0.1	41 0.2	32 5.9	<del>3</del> 1.2	40 2.6	5 1.0	30 11.3	
<b>Lap 4</b>	11	9 1.1	46 1.8	12 0.1	35 0.6	10 0.3	38 0.3	8 0.1	25 0.9	16 0.9	22 0.8	37 0.3	31 0.9	14 0.7	34 1.0	23 0.3	26 1.3	20 1.1	24 0.5	2 0.1	4 0.3	41 1.4	44 0.2	32 5.6	5 5.0	40 3.6	30 5.9		
<b>Lap 5</b>	11	9 0.8	46 0.2	12 0.4	35 0.5	10 0.6	38 0.6	8 0.3	25 0.3	16 0.9	22 0.8	37 0.5	31 0.7	14 0.1	34 0.2	23 0.4	26 0.7	20 0.5	24 0.8	2 0.2	4 0.6	41 1.0	44 1.3	32 3.5	5 5.6	30 9.6	40 5.4		
<b>Lap 6</b>	11	9 0.2	46 0.3	12 0.4	35 0.2	10 0.6	38 0.4	8 0.2	25 0.3	16 0.6	22 0.6	37 0.6	31 1.2	14 0.2	34 0.4	23 0.2	26 0.5	20 0.3	24 0.9	2 0.2	4 0.6	41 0.9	44 1.8	32 2.4	5 6.0	30 8.5	40 14.8		
<b>Lap 7</b>	11	9 0.3	46 0.3	12 0.2	35 0.2	10 0.4	38 0.9	8 0.2	25 0.3	16 0.2	22 0.8	37 0.6	31 1.0	14 0.1	34 0.2	23 0.4	26 0.4	20 0.4	24 0.4	2 0.2	4 0.5	41 0.3	44 1.9	32 1.1	5 6.3	30 8.0	40 26.4		
<b>Lap 8</b>	11	9 0.2	46 0.2	12 0.3	35 0.3	10 0.7	38 1.0	8 0.2	25 0.7	16 0.3	22 0.4	37 0.5	31 0.5	14 0.6	34 0.2	23 0.2	26 0.4	20 0.3	24 0.4	2 0.3	4 0.7	41 0.7	44 0.2	32 0.2	5 4.7	30 7.2	40 38.9		
<b>Lap 9</b>	11	9 0.3	46 0.3	12 0.3	35 0.2	10 0.4	38 0.4	8 0.2	25 1.0	16 0.2	22 0.5	37 0.6	31 0.7	14 0.5	34 0.3	23 0.2	26 0.4	20 0.5	24 0.5	2 0.2	4 1.0	41 0.7	32 0.2	5 1.9	44 1.3	30 3.7	<del>40</del> 1:06		
<b>Lap 10</b>	11	9 0.3	46 0.2	12 0.3	35 0.2	10 0.3	38 0.5	8 0.1	25 0.2	16 0.3	22 0.5	37 0.5	31 0.8	14 0.6	34 0.4	23 0.2	26 0.2	20 0.5	24 0.5	2 0.3	4 0.8	41 0.4	32 0.1	5 0.8	44 2.1	30 0.9			

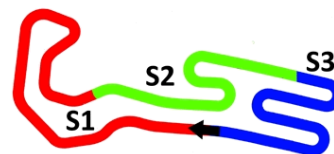




# 43° TROFEO DELLE INDUSTRIE

7-9 NOVEMBRE 2014

South Garda Karting - Lonato - Italy



## 60 Mini

### 60 Mini Final (F) Analysis

For information purposes. No official / regulatory value

Laps	Sector 1	Sector 2	Sector 3	Lap Time
<b>No.2 Cobellini Christian</b>				
1	24.393	28.464	24.653	1:17.510
2	20.222	20.400	24.684	1:05.306
3	19.571	20.510	24.857	1:04.938
4	19.567	20.574	24.965	1:05.106
5	21.000	21.268	24.781	1:07.049
6	20.632	20.813	25.117	1:06.562
7	20.513	21.868	25.370	1:07.751
8	20.764	23.508	25.333	1:09.605
9	20.704	23.085	25.228	1:09.017
10	20.998	22.024	25.193	1:08.215

Laps	Sector 1	Sector 2	Sector 3	Lap Time
<b>No.3 Raffaele Francesca</b>				
1	23.064	32.707	25.181	1:20.952
2	20.934	20.721	25.183	1:06.838
3	20.574	20.813	25.323	1:06.710

Laps	Sector 1	Sector 2	Sector 3	Lap Time
<b>No.4 Rosso Andrea</b>				
1	22.311	25.190	24.907	1:12.408
2	20.462	20.755	24.936	1:06.153
3	20.567	21.048	25.112	1:06.727
4	20.425	20.614	24.933	1:05.972
5	20.994	21.312	25.078	1:07.384
6	20.437	20.818	25.334	1:06.589
7	20.421	21.736	25.459	1:07.616
8	20.490	23.715	25.562	1:09.767
9	20.373	23.865	25.080	1:09.318
10	20.372	22.091	25.586	1:08.049

Laps	Sector 1	Sector 2	Sector 3	Lap Time
<b>No.5 Sidqi Muhammad</b>				
1	20.954	20.639	25.412	1:07.005
2	20.351	21.015	46.122	1:27.488
3	20.332	20.693	24.893	1:05.918
4	20.685	20.695	25.063	1:06.443
5	20.810	20.828	25.069	1:06.707
6	20.654	20.822	24.933	1:06.409
7	20.259	20.852	24.884	1:05.995
8	20.247	20.793	24.886	1:05.926
9	20.006	21.404	24.879	1:06.289
10	20.533	20.922	25.170	1:06.625

Laps	Sector 1	Sector 2	Sector 3	Lap Time
<b>No.8 Bin Abdul Gafa Muizzuddin</b>				
1	22.541	21.197	24.634	1:08.372
2	19.958	20.612	24.651	1:05.221
3	19.503	20.538	24.661	1:04.702
4	19.396	20.420	24.762	1:04.578

Laps	Sector 1	Sector 2	Sector 3	Lap Time
5	21.624	23.013	24.797	1:09.434
6	20.424	21.716	24.796	1:06.936
7	20.656	23.117	24.780	1:08.553
8	20.965	23.961	24.823	1:09.749
9	21.170	22.546	24.688	1:08.404
10	21.603	22.356	25.100	1:09.059

Laps	Sector 1	Sector 2	Sector 3	Lap Time
<b>No.9 Marseglia Leonardo</b>				
1	20.586	20.955	24.783	1:06.324
2	20.072	20.459	24.713	1:05.244
3	19.911	20.459	24.629	1:04.999
4	19.903	20.559	24.739	1:05.201
5	22.617	22.575	24.979	1:10.171
6	20.692	21.876	24.622	1:07.190
7	21.059	22.667	24.769	1:08.495
8	21.613	22.876	24.858	1:09.347
9	22.534	21.990	24.720	1:09.244
10	22.185	22.226	24.830	1:09.241

Laps	Sector 1	Sector 2	Sector 3	Lap Time
<b>No.10 Moya Lopez Ruben</b>				
1	20.396	21.105	24.891	1:06.392
2	20.300	20.263	24.970	1:05.533
3	20.054	20.357	24.856	1:05.267
4	20.570	20.896	25.380	1:06.846
5	21.722	22.513	24.803	1:09.038
6	20.720	21.606	24.852	1:07.178
7	20.696	22.633	24.756	1:08.085
8	21.664	23.193	24.825	1:09.682
9	21.878	22.366	24.725	1:08.969
10	21.838	22.337	24.882	1:09.057

Laps	Sector 1	Sector 2	Sector 3	Lap Time
<b>No.11 Abrusci Nicola</b>				
1	19.901	20.483	24.647	1:05.031
2	20.024	20.487	24.647	1:05.158
3	20.020	20.475	24.718	1:05.213
4	20.110	20.421	24.833	1:05.364
5	23.090	22.470	24.981	1:10.541
6	21.223	21.807	24.723	1:07.753
7	21.063	22.577	24.727	1:08.367
8	21.683	22.750	25.038	1:09.471
9	22.623	21.854	24.730	1:09.207
10	22.145	22.310	24.691	1:09.146

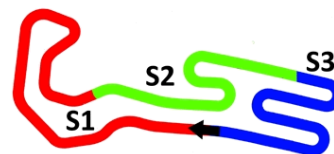
Laps	Sector 1	Sector 2	Sector 3	Lap Time
<b>No.12 Moretti Marzio</b>				
1	21.219	20.586	24.672	1:06.477
2	20.011	20.783	24.631	1:05.425

Laps	Sector 1	Sector 2	Sector 3	Lap Time
3	19.898	20.486	24.567	1:04.951
4	20.082	20.367	24.608	1:05.057
5	21.409	22.775	24.665	1:08.849
6	20.844	21.698	24.841	1:07.383
7	20.954	22.558	24.766	1:08.278
8	21.550	23.143	24.660	1:09.353
9	22.312	22.177	24.849	1:09.338
10	21.911	22.429	24.836	1:09.176

Laps	Sector 1	Sector 2	Sector 3	Lap Time
<b>No.14 Giardelli Luca</b>				
1	22.142	21.951	25.387	1:09.480
2	20.610	20.779	24.784	1:06.173
3	20.197	20.633	24.812	1:05.642
4	20.205	20.596	24.856	1:05.657
5	20.789	22.464	25.216	1:08.469
6	20.525	21.382	25.044	1:06.951
7	20.367	22.747	25.069	1:08.183
8	20.608	23.730	25.458	1:09.796
9	20.657	23.068	25.083	1:08.808
10	20.546	22.453	25.568	1:08.567

Laps	Sector 1	Sector 2	Sector 3	Lap Time
<b>No.16 Bogdanov Dmitri</b>				
1	21.471	21.043	24.727	1:07.241
2	20.344	20.782	24.754	1:05.880
3	20.211	20.339	24.917	1:05.467
4	20.022	20.424	24.914	1:05.360
5	20.966	23.028	24.883	1:08.877
6	19.980	21.591	25.040	1:06.611
7	20.387	23.104	24.658	1:08.149
8	21.221	24.181	24.933	1:10.335
9	20.961	22.793	24.776	1:08.530
10	21.122	22.514	24.769	1:08.405

Laps	Sector 1	Sector 2	Sector 3	Lap Time
<b>No.20 Martinello Riccardo</b>				
1			25.541	1:10.779
2	20.666	20.945	24.863	1:06.474
3	21.056	21.031	24.993	1:07.080
4	20.539	20.917	24.912	1:06.368
5	20.532	20.950	25.124	1:06.606
6	20.533	20.973	24.934	1:06.440
7	20.340	22.568	25.362	1:08.270
8	20.377	23.913	25.244	1:09.534
9	20.336	23.617	25.039	1:08.992
10	20.346	22.561	25.257	1:08.164



**60 Mini**  
**Final (F)**  
**Analysis**

For information purposes. No official / regulatory value

Laps	Sector 1	Sector 2	Sector 3	Lap Time
<b>No.22 Kacovsky Matej</b>				
1	21.196	21.388	25.478	1:08.062
2	20.117	20.720	24.854	1:05.691
3	20.830	20.933	25.001	1:06.764
4	20.228	20.838	24.943	1:06.009
5	20.864	22.983	25.009	1:08.856
6	20.357	21.077	24.949	1:06.383
7	20.284	23.325	24.824	1:08.433
8	20.627	24.186	25.093	1:09.906
9	20.857	22.889	24.878	1:08.624
10	20.904	22.553	24.970	1:08.427

Laps	Sector 1	Sector 2	Sector 3	Lap Time
<b>No.23 Caglioni Leonardo</b>				
1	25.793	21.822	25.296	1:12.911
2	20.698	20.724	24.868	1:06.290
3	20.516	20.524	24.680	1:05.720
4	20.425	20.482	24.866	1:05.773
5	20.732	21.725	25.346	1:07.803
6	20.548	21.422	24.919	1:06.889
7	20.599	22.530	25.054	1:08.183
8	20.760	23.604	25.245	1:09.609
9	20.597	23.386	24.904	1:08.887
10	20.701	22.444	25.226	1:08.371

Laps	Sector 1	Sector 2	Sector 3	Lap Time
<b>No.24 Cecchi Federico</b>				
1			25.220	1:08.824
2	20.862	20.586	25.430	1:06.878
3	21.355	21.495	25.170	1:08.020
4	20.771	20.619	25.107	1:06.497
5	20.874	20.972	25.075	1:06.921
6	20.655	20.757	25.147	1:06.559
7	20.562	21.764	25.463	1:07.789
8	20.729	23.390	25.357	1:09.476
9	20.749	23.090	25.312	1:09.151
10	20.667	22.231	25.179	1:08.077

Laps	Sector 1	Sector 2	Sector 3	Lap Time
<b>No.25 Anderutti Leandro</b>				
1	21.602	21.151	24.838	1:07.591
2	20.437	20.858	25.659	1:06.954
3	19.940	20.741	25.028	1:05.709
4	20.091	20.688	24.711	1:05.490
5	21.177	22.919	24.804	1:08.900
6	20.350	21.676	24.874	1:06.900
7	20.557	23.129	24.828	1:08.514
8	21.010	24.259	24.939	1:10.208

Laps	Sector 1	Sector 2	Sector 3	Lap Time
9	21.137	22.784	24.731	1:08.652
10	21.263	22.207	24.844	1:08.314
<b>No.26 Vidales David</b>				
1	20.098	21.358	24.831	1:06.287
2	19.814	21.054	25.030	1:05.898
3	20.204	20.885	24.921	1:06.010
4	19.945	20.729	24.950	1:05.624
5	20.062	21.395	25.738	1:07.195
6	20.102	21.521	25.010	1:06.633
7	20.290	22.619	25.227	1:08.136
8	20.474	23.800	25.342	1:09.616
9	20.355	23.450	25.075	1:08.880
10	20.406	22.564	25.146	1:08.116

Laps	Sector 1	Sector 2	Sector 3	Lap Time
<b>No.30 Fusco Giuseppe</b>				
1	20.075	20.216	24.600	1:04.891
2	19.964	20.386	24.870	1:05.220
3	20.055	20.395	24.600	1:05.050
4	19.574	20.400	24.773	1:04.747
5	20.668	21.205	24.824	1:06.697
6	20.167	20.370	24.825	1:05.362
7	20.197	20.672	24.572	1:05.441
8	20.093	20.339	24.728	1:05.160
9	19.351	20.274	24.476	1:04.101
10	19.807	20.290	24.568	1:04.665

Laps	Sector 1	Sector 2	Sector 3	Lap Time
<b>No.31 Muller Mattia</b>				
1			25.026	1:07.033
2	20.458	20.505	24.862	1:05.825
3	19.795	20.819	24.917	1:05.531
4	19.645	20.967	24.876	1:05.488
5	20.998	22.678	25.299	1:08.975
6	20.001	21.567	25.374	1:06.942
7	19.445	23.529	25.219	1:08.193
8	20.050	24.085	25.198	1:09.333
9	20.697	23.075	25.127	1:08.899
10	20.469	22.578	25.441	1:08.488

Laps	Sector 1	Sector 2	Sector 3	Lap Time
<b>No.32 Carenini Danny</b>				
1	25.347	30.221	25.728	1:21.296
2	20.335	20.707	25.170	1:06.212
3	19.937	20.824	25.114	1:05.875
4	19.954	20.918	25.493	1:06.365
5	19.947	20.896	25.184	1:06.027
6	19.820	20.802	25.393	1:06.015

Laps	Sector 1	Sector 2	Sector 3	Lap Time
7	19.880	20.743	25.064	1:05.687
8	19.948	22.096	25.511	1:07.555
9	21.041	23.056	25.009	1:09.106
10	20.513	21.848	25.354	1:07.715
<b>No.34 Michelotto Mattia</b>				
1	21.424	23.028	25.412	1:09.864
2	20.662	20.519	25.022	1:06.203
3	20.301	20.545	24.692	1:05.538
4	20.435	20.467	24.908	1:05.810
5	20.631	21.835	25.170	1:07.636
6	20.646	21.432	25.036	1:07.114
7	20.520	22.489	25.033	1:08.042
8	20.704	23.689	25.373	1:09.766
9	20.583	23.271	25.050	1:08.904
10	20.588	22.378	25.388	1:08.354

Laps	Sector 1	Sector 2	Sector 3	Lap Time
<b>No.35 Skeed</b>				
1	21.227	21.415	24.822	1:07.464
2	20.105	21.047	25.295	1:06.447
3	19.975	20.405	24.656	1:05.036
4	20.037	20.508	24.818	1:05.363
5	21.395	22.543	24.805	1:08.743
6	20.824	21.581	24.725	1:07.130
7	21.111	22.458	24.732	1:08.301
8	21.675	23.066	24.691	1:09.432
9	22.367	22.160	24.751	1:09.278
10	21.933	22.452	24.726	1:09.111

Laps	Sector 1	Sector 2	Sector 3	Lap Time
<b>No.36 Travagin Vittorio</b>				
1	22.975	24.124	25.057	1:12.156
2	20.113	21.526	25.008	1:06.647

Laps	Sector 1	Sector 2	Sector 3	Lap Time
<b>No.37 Crescente Francesco</b>				
1	20.858	20.783	25.465	1:07.106
2	20.675	20.790	25.525	1:06.990
3	20.897	21.373	25.045	1:07.315
4	20.281	20.774	24.882	1:05.937
5	21.231	22.741	25.159	1:09.131
6	20.412	21.169	24.869	1:06.450
7	20.194	23.355	24.901	1:08.450
8	20.447	24.054	25.327	1:09.828
9	20.882	22.790	24.969	1:08.641
10	20.800	22.401	25.163	1:08.364

Laps	Sector 1	Sector 2	Sector 3	Lap Time
<b>No.38 Papalia Leonardo</b>				
1	20.613	21.396	25.189	1:07.198



# 43° TROFEO DELLE INDUSTRIE

7-9 NOVEMBRE 2014

South Garda Karting - Lonato - Italy



## 60 Mini

### 60 Mini Final (F) Analysis

For information purposes. No official / regulatory value

Laps	Sector 1	Sector 2	Sector 3	Lap Time
2	19.844	20.690	24.794	1:05.328
3	19.818	20.443	24.796	1:05.057
4	19.699	20.645	24.925	1:05.269
5	21.639	22.899	24.767	1:09.305
6	20.431	21.769	24.771	1:06.971
7	20.759	23.029	24.808	1:08.596
8	21.051	23.899	24.788	1:09.738
9	21.165	22.477	24.769	1:08.411
10	21.688	22.359	25.083	1:09.130

#### No.40 Zaccaron Simone

1	20.471	21.011	31.213	1:12.695
2	20.434	21.172	25.070	1:06.676
3	20.498	31.942	25.912	1:18.352
4	22.123	22.722	26.325	1:11.170
5	26.516	24.735	26.882	1:18.133
6	23.301	24.521	26.945	1:14.767
7	24.225	25.981	26.828	1:17.034
8	25.071	24.303	28.316	1:17.690
9	26.350	33.941	31.226	1:31.517

#### No.41 Zaccaron Eric

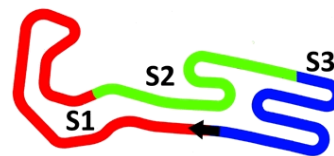
1	22.668	24.877	25.121	1:12.666
2	20.088	21.248	25.009	1:06.345
3	20.538	21.386	26.032	1:07.956
4	20.286	20.959	25.255	1:06.500
5	20.680	21.139	25.159	1:06.978
6	20.286	21.192	25.073	1:06.551
7	20.243	21.181	25.524	1:06.948
8	20.415	23.806	25.974	1:10.195
9	20.043	24.161	25.155	1:09.359
10	20.017	22.033	25.685	1:07.735

#### No.44 Iuri Davide

1	21.561	22.087	25.044	1:08.692
2	20.305	20.809	25.033	1:06.147
3	20.664	20.924	25.317	1:06.905
4	20.790	21.018	25.182	1:06.990
5	21.653	21.264	25.190	1:08.107
6	20.779	21.115	25.171	1:07.065
7	20.801	21.217	25.049	1:07.067
8	20.775	21.964	25.690	1:08.429
9	20.907	26.544	25.187	1:12.638
10	21.126	21.128	25.178	1:07.432

Laps	Sector 1	Sector 2	Sector 3	Lap Time
<b>No.46 Guidetti Jacopo</b>				
1	20.800	20.812	24.942	1:06.554
2	19.947	20.296	25.437	1:05.680
3	20.085	20.432	24.766	1:05.283
4	20.106	20.516	24.896	1:05.518
5	21.296	22.439	24.834	1:08.569
6	20.990	21.662	24.690	1:07.342
7	21.172	22.465	24.807	1:08.444
8	21.519	22.978	24.781	1:09.278
9	22.514	22.037	24.762	1:09.313
10	22.237	22.138	24.798	1:09.173



















60 Mini

60 Mini  
Final (F)  
Starting Grid

Document 41 OFFICIAL

			<b>15</b>	<b>31</b>	<b>Mattia Muller</b> Lenzokart / Lke / Vega		21 Points	
<b>24</b>	<b>Federico Cecchi</b> Tony Kart / Lke / Vega		20 Points	<b>14</b>	<b>34</b>	<b>Mattia Michelotto</b> Top Kart / Parilla / Vega		8 Points
<b>4</b>	<b>Andrea Rosso</b> Top Kart / lame / Vega		33 Points	<b>13</b>	<b>44</b>	<b>Davide Iuri</b> IP Karting / Parilla / Vega		43 Points
<b>20</b>	<b>Riccardo Martinello</b> Fa / lame / Vega		31 Points	<b>12</b>	<b>16</b>	<b>Dmitri Bogdanov</b> Tony Kart / Lke / Vega		3 Points
<b>36</b>	<b>Vittorio Travagin</b> Top Kart / Lke / Vega		14 Points	<b>11</b>	<b>14</b>	<b>Luca Giardelli</b> Tony Kart / Lke / Vega		31 Points
<b>8</b>	<b>Muizzuddin Bin Abdul Gafa</b> Crg / Lke / Vega		19 Points	<b>10</b>	<b>41</b>	<b>Eric Zaccaron</b> Top Kart / Parilla / Vega		41 Points
<b>38</b>	<b>Leonardo Papalia</b> Tony Kart / Lke / Vega		25 Points	<b>9</b>	<b>32</b>	<b>Danny Carenini</b> Energy / Lke / Vega		22 Points
<b>40</b>	<b>Simone Zaccaron</b> Top Kart / Parilla / Vega		28 Points	<b>8</b>	<b>3</b>	<b>Francesca Raffaele</b> Hero / Parilla / Vega		37 Points
<b>22</b>	<b>Matej Kacovsky</b> Fa / Lke / Vega		47 Points	<b>7</b>	<b>10</b>	<b>Ruben Moya Lopez</b> Tony Kart / Lke / Vega		18 Points
<b>2</b>	<b>Christian Cobellini</b> Fa / Lke / Vega		19 Points	<b>6</b>	<b>37</b>	<b>Francesco Crescente</b> Tony Kart / Lke / Vega		38 Points
<b>46</b>	<b>Jacopo Guidetti</b> Energy / Lke / Vega		20 Points	<b>5</b>	<b>23</b>	<b>Leonardo Caglioni</b> Fa / Lke / Vega		5 Points
<b>25</b>	<b>Leandro Anderutti</b> Crg / Lke / Vega		37 Points	<b>4</b>	<b>35</b>	<b>Skeed</b> Top Kart / Parilla / Vega		2 Points
<b>5</b>	<b>Muhammad Sidqi</b> Crg / Lke / Vega		21 Points	<b>3</b>	<b>26</b>	<b>David Vidales</b> Energy / Lke / Vega		11 Points
<b>30</b>	<b>Giuseppe Fusco</b> Lenzokart / Lke / Vega		11 Points	<b>2</b>	<b>11</b>	<b>Nicola Abrusci</b> Tony Kart / Lke / Vega		18 Points
<b>9</b>	<b>Leonardo Marseglia</b> Crg / Lke / Vega		6 Points	<b>1</b>	<b>12</b>	<b>Marzio Moretti</b> Tony Kart / Lke / Vega		8 Points

POLE POSITION



Start : 09/11 - 14:55 10 Laps = 10,100 Km

43° Trofeo delle Industrie (ITA) 07-09/11/2014  
FICr Mantova

Page 1 / 1

Apex Timing 

Data processing and charts editing provided by:

**Alitest**  
Test Rapidi per il Latte