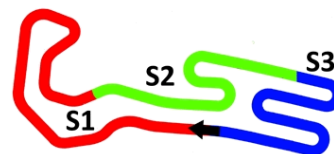




43° TROFEO DELLE INDUSTRIE

7-9 NOVEMBRE 2014

South Garda Karting - Lonato - Italy



60 Mini

60 Mini

Qualifying Practices - Group 2 (QP-G2)

Results

Document 20 OFFICIAL

Rnk	No.	Concorrente / Entrant	Nat	Conditore / Driver	Nat	Materiale / Material	Sector 1	Sector 2	Sector 3	Time	Gap	Laps
1	35	Giugliano Kart	ITA	Skeed	ITA	Top Kart / Parilla / Vega	18.199	16.414	16.363	50.976		12
2	2	Emilia Kart Srl	ITA	Cobellini Christian	ITA	Fa / Lke / Vega	18.244	16.465	16.270	50.979	0.003	11
3	12	Baby Race Srl	ITA	Moretti Marzio	ITA	Tony Kart / Lke / Vega	18.218	16.488	16.293	50.999	0.023	11
4	23	Emilia Kart Srl	ITA	Caglioni Leonardo	ITA	Fa / Lke / Vega	18.267	16.523	16.303	51.093	0.117	11
5	16	Baby Race Srl	ITA	Bogdanov Dmitri	ITA	Tony Kart / Lke / Vega	18.155	16.466	16.477	51.098	0.122	10
6	46	Energy Corse Srl	ITA	Guidetti Jacopo	ITA	Energy / Lke / Vega	18.295	16.403	16.468	51.166	0.190	11
7	18	Baby Race Srl	ITA	Cuman Nicolò	ITA	Tony Kart / Lke / Vega	18.353	16.514	16.384	51.251	0.275	10
8	11	Baby Race Srl	ITA	Abrusci Nicola	ITA	Tony Kart / Lke / Vega	18.353	16.562	16.462	51.377	0.401	10
9	36	Comer Spa	ITA	Travagin Vittorio	ITA	Top Kart / Lke / Vega	18.374	16.721	16.445	51.540	0.564	11
10	10	Baby Race Srl	ITA	Moya Lopez Ruben	ITA	Tony Kart / Lke / Vega	18.509	16.630	16.427	51.566	0.590	11
11	40	Zaccaron Adriano	ITA	Zaccaron Simone	ITA	Top Kart / Parilla / Vega	18.622	16.691	16.504	51.817	0.841	11
12	14	Baby Race Srl	ITA	Giardelli Luca	ITA	Tony Kart / Lke / Vega	18.493	16.884	16.563	51.940	0.964	11
13	20	Martinello Diego	ITA	Martinello Riccardo	ITA	Fa / lame / Vega	18.860	16.716	16.620	52.196	1.220	11
14	4	Rosso Alessandro	ITA	Rosso Andrea	ITA	Top Kart / lame / Vega	18.560	17.058	16.585	52.203	1.227	11
15	22	Emilia Kart Srl	ITA	Kacovsky Matej	ITA	Fa / Lke / Vega	18.697	16.785	16.800	52.282	1.306	11
16	21	Ricotti Alberto	ITA	Ricotti Mattia	ITA	Energy / Lke / Vega	18.816	16.868	17.058	52.742	1.766	11
17	45	Real Racing	ROU	Serban David	ITA	Tony Kart / Lke / Vega	18.742	17.326	17.027	53.095	2.119	11
18	15	Baby Race Srl	ITA	Cenedese Alessandro	ITA	Tony Kart / Lke / Vega	22.873	18.809	17.955	59.637	8.661	1

Start Time : 08/11 - 11:35:26

Weather : Cloudy Air : 15°C Track : Drying

Best Lap : No.35 Skeed

Previous Event Record : No.30 Fusco Giuseppe

50.976 71,32 Kph

51.210 71,00 Kph

43° Trofeo delle Industrie (ITA) 07-09/11/2014

FICr Mantova

Page 1 / 1

Apex Timing

Data processing and charts editing provided by:

Alitest
Test Rapidi per il LatteFEDERAZIONE ITALIANA
Cronometristi
ficr



43° TROFEO DELLE INDUSTRIE

7-9 NOVEMBRE 2014

South Garda Karting - Lonato - Italy



60 Mini

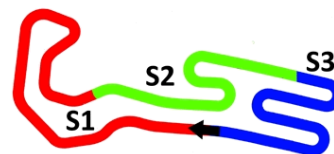
60 Mini

Qualifying Practices - Group 2 (QP-G2)

For information purposes. No official / regulatory value

Best Sectors Analysis

S1			S2			S3			Ideal Lap Times						
Rnk	No.	Time	Rnk	No.	Time	Rnk	No.	Time	Rnk	No.	Conducente / Driver	Nat	Ideal Lap	Best Lap	Diff.
1	16	18.155	1	46	16.403	1	2	16.266	1	2	Cobellini Christian	ITA	50.870	50.979	0.109
2	2	18.180	2	35	16.405	2	35	16.282	2	35	Skeed	ITA	50.881	50.976	0.095
3	35	18.194	3	2	16.424	3	23	16.286	3	12	Moretti Marzio	ITA	50.988	50.999	0.011
4	12	18.218	4	16	16.466	3	12	16.286	4	16	Bogdanov Dmitri	ITA	51.000	51.098	0.098
5	23	18.267	5	12	16.484	5	18	16.352	5	23	Caglioni Leonardo	ITA	51.076	51.093	0.017
6	11	18.288	6	18	16.514	6	16	16.379	6	46	Guidetti Jacopo	ITA	51.125	51.166	0.041
7	46	18.295	7	11	16.521	7	36	16.414	7	18	Cuman Nicolò	ITA	51.176	51.251	0.075
8	18	18.310	8	23	16.523	8	46	16.427	8	11	Abrusci Nicola	ITA	51.256	51.377	0.121
9	36	18.320	9	10	16.630	8	10	16.427	9	36	Travagin Vittorio	ITA	51.382	51.540	0.158
10	14	18.493	10	40	16.632	10	11	16.447	10	10	Moya Lopez Ruben	ITA	51.566	51.566	
11	4	18.504	11	36	16.648	11	40	16.504	11	40	Zaccaron Simone	ITA	51.715	51.817	0.102
12	10	18.509	12	20	16.699	12	14	16.563	12	14	Giardelli Luca	ITA	51.792	51.940	0.148
13	40	18.579	13	14	16.736	13	4	16.572	13	20	Martinello Riccardo	ITA	51.996	52.196	0.200
14	20	18.677	14	22	16.761	14	20	16.620	14	4	Rosso Andrea	ITA	52.002	52.203	0.201
15	22	18.697	15	21	16.868	15	22	16.660	15	22	Kacovsky Matej	ITA	52.118	52.282	0.164
16	45	18.742	16	4	16.926	16	21	16.813	16	21	Ricotti Mattia	ITA	52.497	52.742	0.245
17	21	18.816	17	45	17.255	17	45	17.027	17	45	Serban David	ITA	53.024	53.095	0.071
18	15	22.873	18	15	18.809	18	15	17.955	18	15	Cenedese Alessandro	ITA	59.637	59.637	



60 Mini

60 Mini

Qualifying Practices - Group 2 (QP-G2)

Analysis

For information purposes. No official / regulatory value

Laps	Sector 1	Sector 2	Sector 3	Lap Time
No.2 Cobellini Christian				
1	19.087	17.105	16.717	52.909
2	21.131	16.905	16.556	54.592
3	18.364	16.457	16.385	51.206
4	18.396	18.869	19.819	57.084
5	18.233	16.549	16.353	51.135
6	18.188	16.544	16.266	50.998
7	18.180	16.563	16.529	51.272
8	18.287	16.521	17.971	52.779
9	18.295	16.595	16.343	51.233
10	18.259	16.424	16.332	51.015
11	18.244	16.465	16.270	50.979

Laps	Sector 1	Sector 2	Sector 3	Lap Time
No.4 Rosso Andrea				
1	20.148	18.719	19.136	58.003
2	19.215	17.414	16.798	53.427
3	19.189	18.620	17.377	55.186
4	18.729	17.447	16.572	52.748
5	18.613	17.249	16.735	52.597
6	18.560	17.058	16.585	52.203
7	19.302	17.352	16.763	53.417
8	19.027	17.027	16.651	52.705
9	18.504	16.984	16.937	52.425
10	18.684	16.926	16.967	52.577
11	18.515	16.945	16.803	52.263

Laps	Sector 1	Sector 2	Sector 3	Lap Time
No.10 Moya Lopez Ruben				
1	20.337	18.081	19.509	57.927
2	19.028	17.092	17.101	53.221
3	18.824	16.905	18.420	54.149
4	19.086	17.140	18.623	54.849
5	18.887	16.993	17.178	53.058
6	19.113	17.033	17.421	53.567
7	18.937	17.078	16.793	52.808
8	18.981	16.746	16.586	52.313
9	18.906	16.839	16.723	52.468
10	18.789	16.906	16.486	52.181
11	18.509	16.630	16.427	51.566

Laps	Sector 1	Sector 2	Sector 3	Lap Time
No.11 Abrusci Nicola				
1	19.939	17.337	18.702	55.978
2	18.995	17.310	16.641	52.946
3	18.629	16.734	16.458	51.821
4	18.481	16.631	16.671	51.783
5	18.353	16.562	16.462	51.377

Laps	Sector 1	Sector 2	Sector 3	Lap Time
6	18.511	16.675	17.189	52.375
7	18.472	16.649	16.447	51.568
8	18.288	16.712	16.617	51.617
9	18.420	16.521	16.869	51.810
10	18.427	16.702	16.946	52.075

Laps	Sector 1	Sector 2	Sector 3	Lap Time
No.12 Moretti Marzio				
1	19.363	17.602	18.695	55.660
2	18.817	17.155	16.883	52.855
3	18.810	16.659	16.637	52.106
4	18.453	16.881	16.582	51.916
5	18.428	16.565	16.546	51.539
6	18.236	16.561	16.305	51.102
7			16.581	51.294
8	20.586	16.586	16.286	53.458
9	18.218	16.488	16.293	50.999
10	18.353	16.484	16.411	51.248
11	18.372	16.596	16.690	51.658

Laps	Sector 1	Sector 2	Sector 3	Lap Time
No.14 Giardelli Luca				
1	20.192	17.905	18.488	56.585
2	19.134	17.496	17.070	53.700
3	18.884	17.198	17.030	53.112
4	18.687	17.222	16.972	52.881
5	18.711	17.040	16.685	52.436
6	18.656	17.041	16.644	52.341
7	18.586	17.127	16.789	52.502
8	18.597	16.931	16.818	52.346
9	18.947	16.736	16.693	52.376
10	18.493	16.841	16.699	52.033
11	18.493	16.884	16.563	51.940

Laps	Sector 1	Sector 2	Sector 3	Lap Time
No.15 Cenedese Alessandro				
1	22.873	18.809	17.955	59.637

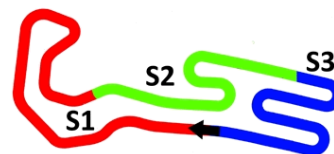
Laps	Sector 1	Sector 2	Sector 3	Lap Time
No.16 Bogdanov Dmitri				
1	18.970	16.826	16.817	52.613
2	18.481	16.654	16.876	52.011
3	18.362	16.636	16.593	51.591
4	18.218	16.651	16.425	51.294
5	18.161	16.512	16.546	51.219
6	18.252	16.544	16.379	51.175
7	18.207	16.475	19.503	54.185
8	21.189	16.539	16.537	54.265
9	18.297	16.576	16.600	51.473
10	18.155	16.466	16.477	51.098

Laps	Sector 1	Sector 2	Sector 3	Lap Time
No.18 Cuman Nicolò				
1	24.592	19.328	17.812	1:01.732
2	20.559	17.961	21.635	1:00.155
3	18.944	16.923	16.893	52.760
4	19.736	19.603	21.659	1:00.998
5	18.673	16.796	16.464	51.933
6	18.387	16.616	16.381	51.384
7	18.434	21.105	20.644	1:00.183
8	18.563	16.646	16.352	51.561
9	18.353	16.514	16.384	51.251
10	18.310	16.542	19.295	54.147

Laps	Sector 1	Sector 2	Sector 3	Lap Time
No.20 Martinello Riccardo				
1	20.562	17.796	17.516	55.874
2	19.608	16.930	17.628	54.166
3	19.408	16.847	17.348	53.603
4	18.915	16.873	16.791	52.579
5	18.929	16.844	16.790	52.563
6	18.814	16.827	16.744	52.385
7	18.798	16.763	16.832	52.393
8	18.686	16.762	17.030	52.478
9	18.818	16.699	16.962	52.479
10	18.677	17.129	16.696	52.502
11	18.860	16.716	16.620	52.196

Laps	Sector 1	Sector 2	Sector 3	Lap Time
No.21 Ricotti Mattia				
1	23.287	24.959	21.025	1:09.271
2	19.921	18.885	19.245	58.051
3	20.450	17.219	18.013	55.682
4	19.700	17.424	17.141	54.265
5	19.481	17.339	16.890	53.710
6	19.273	17.282	17.158	53.713
7	19.223	17.339	17.200	53.762
8	19.275	17.036	16.813	53.124
9	19.213	17.268	17.449	53.930
10	19.042	16.964	16.911	52.917
11	18.816	16.868	17.058	52.742

Laps	Sector 1	Sector 2	Sector 3	Lap Time
No.22 Kacovsky Matej				
1	19.464	17.666	19.110	56.240
2	19.136	17.564	20.821	57.521
3	19.144	17.284	17.118	53.546
4	18.836	17.959	16.866	53.661
5	18.982	17.114	16.834	52.930
6	18.797	16.761	16.732	52.290



60 Mini

60 Mini

Qualifying Practices - Group 2 (QP-G2)

For information purposes. No official / regulatory value

Analysis

Laps	Sector 1	Sector 2	Sector 3	Lap Time
7	18.847	17.124	16.660	52.631
8	18.709	16.790	19.301	54.800
9	18.754	18.986	17.836	55.576
10	19.169	17.127	16.854	53.150
11	18.697	16.785	16.800	52.282

No.23 Caglioni Leonardo

1	19.679	17.944	17.174	54.797
2	19.280	16.947	16.464	52.691
3	18.451	16.699	16.350	51.500
4	18.348	16.685	16.417	51.450
5	18.295	16.590	16.286	51.171
6	18.267	16.523	16.303	51.093
7	18.374	16.639	16.473	51.486
8	18.270	16.532	16.402	51.204
9	19.076	16.571	16.351	51.998
10	18.434	16.619	17.189	52.242
11	18.349	16.545	16.328	51.222

No.35 Skeed

1	18.708	16.691	16.641	52.040
2	18.453	16.774	17.037	52.264
3	18.494	16.550	16.562	51.606
4	18.249	16.558	16.523	51.330
5	18.280	16.572	16.517	51.369
6	18.284	16.406	16.383	51.073
7	18.199	16.414	16.363	50.976
8	18.292	18.332	21.966	58.590
9	18.874	16.405	16.282	51.561
10	18.199	16.440	16.400	51.039
11	18.194	16.473	16.553	51.220
12	18.288	16.472	16.294	51.054

No.36 Travagin Vittorio

1	19.383	17.182	17.327	53.892
2	18.673	17.546	16.721	52.940
3	18.650	16.845	16.653	52.148
4	18.511	16.924	16.477	51.912
5	18.320	16.759	16.472	51.551
6	18.363	16.869	16.568	51.800
7	18.358	16.730	16.492	51.580
8	18.388	16.857	16.640	51.885
9	18.556	16.648	16.414	51.618
10	18.350	16.837	16.509	51.696
11	18.374	16.721	16.445	51.540

Laps	Sector 1	Sector 2	Sector 3	Lap Time
------	----------	----------	----------	----------

No.40 Zaccaron Simone

1	20.165	18.076	18.209	56.450
2	19.027	16.807	17.127	52.961
3	18.803	16.745	16.970	52.518
4	18.734	16.632	17.122	52.488
5	18.905	16.812	17.043	52.760
6	18.769	16.903	16.771	52.443
7	18.622	16.691	16.504	51.817
8	18.736	16.808	16.807	52.351
9	18.579	16.664	16.862	52.105
10	18.654	16.775	16.665	52.094
11	18.874	16.654	16.596	52.124

No.45 Serban David

1	21.883	18.206	20.101	1:00.190
2	20.260	18.928	17.657	56.845
3	19.491	18.713	17.435	55.639
4	19.279	18.581	17.438	55.298
5	19.269	17.854	17.405	54.528
6	19.456	17.562	17.586	54.604
7	18.959	17.632	18.130	54.721
8	18.971	17.255	17.241	53.467
9	18.742	17.326	17.027	53.095
10	19.133	17.815	17.577	54.525
11	18.866	17.330	17.171	53.367

No.46 Guidetti Jacopo

1	19.492	17.101	17.369	53.962
2	18.612	16.793	16.729	52.134
3	18.456	16.682	16.427	51.565
4	18.574	16.567	19.195	54.336
5	18.430	16.628	16.833	51.891
6	18.431	18.811	16.515	53.757
7	18.545	16.584	18.944	54.073
8	18.371	16.475	16.471	51.317
9	18.832	16.516	18.972	54.320
10	19.192	20.799	16.748	56.739
11	18.295	16.403	16.468	51.166