



43° TROFEO DELLE INDUSTRIE

7-9 NOVEMBRE 2014

South Garda Karting - Lonato - Italy



60 Mini Qualifying Heats A-C Risultati

Document 29 OFFICIAL

Rnk	No.	Concorrente / Entrant	Nat	Conducente / Driver	Nat	Materiale / Material	Time	Laps	Best Lap	Gap	Sector 1	Sector 2	Sector 3	Penalty	Points
1	▲1	12	ITA	Moretti Marzio	ITA	Tony Kart / Lke / Vega	6:48.874	8	50.243		17.967	16.266	16.010		0
2	▼1	35	ITA	Skeed	ITA	Top Kart / Parilla / Vega	6:48.937	8	50.259	0.063	17.957	16.179	16.123		2
3	=	23	ITA	Caglioni Leonardo	ITA	Fa / Lke / Vega	6:49.125	8	50.380	0.251	18.000	16.327	16.053		3
4	=	46	ITA	Guidetti Jacopo	ITA	Energy / Lke / Vega	6:49.262	8	50.337	0.388	17.874	16.267	16.196		4
5	▲3	34	ITA	Michelotto Mattia	ITA	Top Kart / Parilla / Vega	6:49.451	8	50.278	0.577	17.964	16.269	16.045		5
6	▼1	30	ITA	Fusco Giuseppe	ITA	Lenzokart / Lke / Vega	6:50.468	8	50.134	1.594	17.839	16.228	16.067		6
7	▼1	26	ESP	Vidales David	ITA	Energy / Lke / Vega	6:51.068	8	50.509	2.194	17.909	16.394	16.206		7
8	▲2	31	ITA	Muller Mattia	ITA	Lenzokart / Lke / Vega	6:54.332	8	50.854	5.458	18.120	16.477	16.257		8
9	▲5	8	ITA	Bin Abdul Gafa Mu	ITA	Crg / Lke / Vega	6:54.675	8	50.405	5.801	17.957	16.321	16.127		9
10	▼1	10	ITA	Moya Lopez Ruber	ITA	Tony Kart / Lke / Vega	6:55.636	8	50.678	6.762	18.131	16.398	16.149		10
11	=	32	ITA	Carenini Danny	ITA	Energy / Lke / Vega	6:56.073	8	50.639	7.199	18.030	16.490	16.119		11
12	▼5	11	ITA	Abrusci Nicola	ITA	Tony Kart / Lke / Vega	6:56.819	8	50.625	7.945	18.177	16.334	16.114		12
13	▲4	37	ITA	Crescente Leonardo	ITA	Tony Kart / Lke / Vega	6:57.266	8	50.777	8.392	17.964	16.608	16.205		13
14	▲2	4	ITA	Rosso Andrea	ITA	Top Kart / lame / Vega	6:57.853	8	50.786	8.979	18.078	16.497	16.211		14
15	▲6	38	ITA	Papalia Roberto	ITA	Tony Kart / Lke / Vega	6:58.592	8	50.438	9.718	18.050	16.331	16.057		15
16	▼1	25	CHE	Anderutti Leandro	ITA	Crg / Lke / Vega	7:01.004	8	50.960	12.130	18.099	16.555	16.306		16
17	▲5	3	ITA	Raffaele Francesca	ITA	Hero / Parilla / Vega	7:03.985	8	51.354	15.111	18.315	16.753	16.286		17
18	▲2	21	ITA	Ricotti Mattia	ITA	Energy / Lke / Vega	7:04.390	8	51.719	15.516	18.474	16.733	16.512		18
19	▲6	15	ITA	Cenedese Alessan	ITA	Tony Kart / Lke / Vega	7:04.756	8	51.441	15.882	18.351	16.731	16.359		19
20	▲3	45	ROU	Serban David	ITA	Tony Kart / Lke / Vega	7:05.093	8	51.563	16.219	18.226	16.873	16.464		20
21	▲3	6	ITA	Zanfari Suleiman	ITA	Crg / Lke / Vega	7:05.645	8	51.558	16.771	18.298	16.830	16.430		21
22	▼10	40	ITA	Zaccaron Simone	ITA	Top Kart / Parilla / Vega	6:58.389	8	50.961	19.515	18.184	16.503	16.274	+10.000	22
23	▼4	27	ITA	Gomez Gutierrez J	ITA	Lenzo / Lke / Vega	7:11.059	8	51.378	22.185	18.259	16.690	16.429		23
24	▼11	44	CZE	Iuri Davide	ITA	IP Karting / Parilla / Vega	58.838	1	55.012	7 Laps	20.546	17.490	16.976		24
25	▼7	22	ITA	Kacovsky Matej	ITA	Fa / Lke / Vega	4.482	0		8 Laps					25

No.40 Zaccaron Simone : Decision from Race Director

Start Time : 08/11 - 14:45:21
 Weather : Cloudy Air : 15°C Track : Drying
 Leaders : No.35 Skeed (1-3) / No.23 Caglioni Leonardo (4-7) / No.12 Moretti Marzio (8-8)
 Best Lap : No.30 Fusco Giuseppe 50.134 72,52 Kph
 Previous Event Record : No.2 Cobellini Christian 50.204 72,42 Kph





43° TROFEO DELLE INDUSTRIE
7-9 NOVEMBRE 2014
South Garda Karting - Lonato - Italy



60 Mini
60 Mini **Qualifying Heats A-C**
Lap Chart

For information purposes. No official / regulatory value

	1	2	3	4	5	6	7	8	9	10	11	12	13	14	15	16	17	18	19	20	21	22	23	24	25
Grid	35	12	23	46	30	26	11	34	10	31	32	40	44	8	25	4	37	22	27	21	38	3	45	6	15
Start	35	23	12	46	30	26	11	10	34	31	40	44	32	8	37	4	27	22	21	3	45	15	6	38	25
Lap 1	35	23	12	26	46	31	34	40	30	10	8	11	32	37	44	4	3	25	45	21	15	6	38	27	
Interval		0.3	0.6	0.5	0.4	0.3	0.3	0.5	0.2	0.0	0.3	0.1	0.1	0.3	0.1	0.3	0.1	0.9	0.1	0.0	0.3	0.6	0.3	8.2	
Lap 2	35	23	12	26	46	34	31	30	10	8	40	32	11	37	4	3	25	21	45	15	38	6	27		
Interval		0.2	0.5	0.8	0.1	0.5	0.5	0.2	0.3	0.2	0.6	0.2	0.1	0.4	0.4	0.4	0.3	1.0	0.5	0.1	0.0	0.8	7.7		
Lap 3	35	23	12	46	26	34	31	30	8	10	32	37	4	40	11	25	3	38	21	45	15	6	27		
Interval		0.2	0.4	0.7	0.3	0.1	1.2	0.1	0.4	0.1	0.6	1.1	0.3	1.0	0.6	0.4	0.0	0.5	0.5	0.3	0.2	0.6	7.1		
Lap 4	23	35	12	46	34	26	30	31	8	10	32	37	4	40	11	38	25	21	3	15	45	6	27		
Interval		0.2	0.2	0.6	0.5	0.3	0.9	0.3	0.2	0.4	0.3	1.4	0.2	1.4	0.1	1.8	0.2	0.8	0.4	0.3	0.6	0.4	6.0		
Lap 5	23	12	35	46	34	26	30	31	10	32	8	37	4	11	40	38	25	21	3	15	45	6	27		
Interval		0.3	0.2	0.2	0.5	0.5	0.6	1.8	0.1	0.0	0.0	1.3	0.3	1.3	0.4	1.6	0.5	1.2	0.0	0.4	0.7	0.6	5.6		
Lap 6	23	12	35	46	34	26	30	31	8	10	4	32	37	11	40	38	25	21	3	15	45	6	27		
Interval		0.1	0.3	0.3	0.5	0.6	0.2	2.8	1.1	0.4	0.3	0.0	0.1	0.6	0.7	1.2	0.8	2.1	0.2	0.3	0.4	0.7	5.4		
Lap 7	23	12	35	46	34	30	26	31	8	10	32	37	4	11	40	38	25	21	3	15	45	6	27		
Interval		0.1	0.3	0.2	0.5	1.1	0.3	2.9	0.7	0.6	0.4	0.4	0.1	0.2	1.1	0.8	1.4	2.7	0.0	0.3	0.5	0.5	5.6		
Lap 8	12	35	23	46	34	30	26	31	8	10	32	11	37	4	40	38	25	3	21	15	45	6	27		
Interval		0.0	0.1	0.1	0.1	1.0	0.6	3.2	0.3	0.9	0.4	0.7	0.4	0.5	0.5	0.2	2.4	2.9	0.4	0.3	0.3	0.5	5.4		





43° TROFEO DELLE INDUSTRIE

7-9 NOVEMBRE 2014

South Garda Karting - Lonato - Italy



60 Mini

60 Mini Qualifying Heats A-C Analysis

For information purposes. No official / regulatory value

Laps	Sector 1	Sector 2	Sector 3	Lap Time
No.3 Raffaele Francesca				
1	19.698	17.663	16.727	54.088
2	18.424	16.873	16.455	51.752
3	18.243	17.131	17.545	52.919
4	20.243	16.771	16.511	53.525
5	18.315	16.753	16.286	51.354
6	18.483	17.057	16.395	51.935
7	18.357	16.954	16.287	51.598
8	18.541	16.648	16.383	51.572

Laps	Sector 1	Sector 2	Sector 3	Lap Time
No.4 Rosso Andrea				
1	20.169	17.877	16.827	54.873
2	18.323	16.704	16.458	51.485
3	18.205	16.624	16.299	51.128
4	18.078	16.497	16.211	50.786
5	18.179	16.516	16.245	50.940
6	18.099	16.547	16.445	51.091
7	18.740	16.440	16.181	51.361
8	18.118	17.522	16.257	51.897

Laps	Sector 1	Sector 2	Sector 3	Lap Time
No.6 Zanfari Suleiman				
1	20.809	17.733	17.321	55.863
2	18.781	17.281	16.667	52.729
3	18.579	17.009	16.599	52.187
4	18.623	16.969	17.002	52.594
5	18.425	16.805	16.477	51.707
6	18.292	16.873	16.463	51.628
7	18.298	16.830	16.430	51.558
8	18.447	16.713	16.586	51.746

Laps	Sector 1	Sector 2	Sector 3	Lap Time
No.8 Bin Abdul Gafa Muizzuddin				
1	19.898	17.329	16.566	53.793
2	18.146	16.483	16.155	50.784
3	18.027	16.496	16.239	50.762
4	18.001	16.390	16.114	50.505
5	17.969	16.518	17.242	51.729
6	18.421	17.318	16.267	52.006
7	18.053	16.418	16.036	50.507
8	17.957	16.321	16.127	50.405

Laps	Sector 1	Sector 2	Sector 3	Lap Time
No.10 Moya Lopez Ruben				
1	20.162	17.441	16.617	54.220
2	18.247	16.424	16.241	50.912
3	18.052	16.446	16.638	51.136
4	18.098	16.522	16.231	50.851
5	18.041	16.468	16.613	51.122

Laps	Sector 1	Sector 2	Sector 3	Lap Time
6	18.279	17.712	16.633	52.624
7	18.179	16.381	16.145	50.705
8	18.131	16.398	16.149	50.678

Laps	Sector 1	Sector 2	Sector 3	Lap Time
No.11 Abrusci Nicola				
1	20.409	17.682	16.765	54.856
2	18.585	16.640	16.321	51.546
3	18.223	17.795	17.780	53.798
4	18.238	16.350	16.099	50.687
5	18.127	16.343	16.173	50.643
6	18.195	16.360	16.167	50.722
7	18.177	16.334	16.114	50.625
8	18.032	16.557	16.073	50.662

Laps	Sector 1	Sector 2	Sector 3	Lap Time
No.12 Moretti Marzio				
1	19.162	16.607	16.338	52.107
2	18.136	16.399	16.078	50.613
3	18.058	16.303	16.185	50.546
4	17.995	16.329	16.133	50.457
5	18.052	16.257	16.133	50.442
6	17.967	16.266	16.010	50.243
7	18.028	16.291	16.113	50.432
8	18.155	16.272	16.500	50.927

Laps	Sector 1	Sector 2	Sector 3	Lap Time
No.15 Cenedese Alessandro				
1	19.960	17.830	17.543	55.333
2	18.677	17.214	16.523	52.414
3	19.138	16.861	16.487	52.486
4	18.791	17.020	16.320	52.131
5	18.351	16.731	16.359	51.441
6	18.382	16.819	16.651	51.852
7	18.390	16.743	16.450	51.583
8	18.856	16.741	16.381	51.978

Laps	Sector 1	Sector 2	Sector 3	Lap Time
No.21 Ricotti Mattia				
1	19.559	18.193	17.609	55.361
2	18.450	16.676	16.882	52.008
3	18.711	16.915	17.005	52.631
4	18.664	16.676	16.572	51.912
5	18.474	16.733	16.512	51.719
6	18.413	16.898	16.470	51.781
7	18.441	16.822	16.503	51.766
8	18.907	16.674	16.477	52.058

Laps	Sector 1	Sector 2	Sector 3	Lap Time
No.23 Cagliani Leonardo				
1	18.717	16.487	16.250	51.454
2	18.133	16.472	16.131	50.736

Laps	Sector 1	Sector 2	Sector 3	Lap Time
3	18.091	16.452	16.124	50.667
4	18.000	16.327	16.053	50.380
5	18.113	16.354	16.095	50.562
6	18.072	16.333	16.053	50.458
7	18.038	16.323	16.067	50.428
8	18.040	16.383	16.913	51.336

Laps	Sector 1	Sector 2	Sector 3	Lap Time
No.25 Anderutti Leandro				
1	19.517	17.269	17.260	54.046
2	18.174	16.652	16.373	51.199
3	18.057	16.706	17.703	52.466
4	18.955	16.643	16.738	52.336
5	18.138	16.660	16.438	51.236
6	18.099	16.555	16.306	50.960
7	18.053	16.688	16.371	51.112
8	18.311	16.719	16.402	51.432

Laps	Sector 1	Sector 2	Sector 3	Lap Time
No.26 Vidales David				
1	19.225	16.857	16.393	52.475
2	18.097	16.358	16.428	50.883
3	18.160	16.409	16.265	50.834
4	18.337	16.408	16.205	50.950
5	17.909	16.394	16.206	50.509
6	18.003	16.397	16.126	50.526
7	18.275	16.622	16.175	51.072
8	17.971	16.396	16.180	50.547

Laps	Sector 1	Sector 2	Sector 3	Lap Time
No.27 Gomez Gutierrez Jose Antonio				
1	31.814	17.127	16.664	1:05.605
2	18.349	17.101	16.495	51.945
3	18.308	16.793	16.502	51.603
4	18.206	16.721	16.487	51.414
5	18.259	16.690	16.429	51.378
6	18.232	16.805	16.403	51.440
7	18.348	16.797	16.568	51.713
8	18.342	16.684	16.488	51.514

Laps	Sector 1	Sector 2	Sector 3	Lap Time
No.30 Fusco Giuseppe				
1	20.749	16.670	16.958	54.377
2	18.030	16.357	16.186	50.573
3	17.966	16.701	16.222	50.889
4	17.793	16.344	16.186	50.323
5	17.871	16.289	16.087	50.247
6	17.839	16.228	16.067	50.134
7	17.919	16.405	16.131	50.455
8	17.848	16.278	16.144	50.270



60 Mini

60 Mini Qualifying Heats A-C Analysis

For information purposes. No official / regulatory value

Laps	Sector 1	Sector 2	Sector 3	Lap Time
No.31 Muller Mattia				
1	19.257	17.088	16.572	52.917
2	18.112	16.901	16.347	51.360
3	18.124	16.671	16.227	51.022
4	18.203	16.476	16.198	50.877
5	17.972	16.621	17.155	51.748
6	18.227	16.628	16.258	51.113
7	18.035	16.576	16.251	50.862
8	18.120	16.477	16.257	50.854

Laps	Sector 1	Sector 2	Sector 3	Lap Time
No.32 Carenini Danny				
1	19.864	17.710	16.753	54.327
2	18.366	16.499	16.369	51.234
3	18.078	16.427	16.185	50.690
4	18.030	16.490	16.119	50.639
5	18.017	16.464	16.331	50.812
6	18.280	17.420	17.265	52.965
7	18.183	16.402	16.127	50.712
8	18.035	16.490	16.162	50.687

Laps	Sector 1	Sector 2	Sector 3	Lap Time
No.34 Michelotto Mattia				
1	19.217	17.637	16.559	53.413
2	17.969	16.447	16.086	50.502
3	17.964	16.269	16.045	50.278
4	18.046	16.269	16.125	50.440
5	17.965	16.296	16.095	50.356
6	17.995	16.313	16.054	50.362
7	17.972	16.317	16.010	50.299
8	18.024	16.316	16.061	50.401

Laps	Sector 1	Sector 2	Sector 3	Lap Time
No.35 Skeed				
1	18.624	16.414	16.211	51.249
2	18.180	16.429	16.155	50.764
3	18.182	16.392	16.103	50.677
4	18.125	16.591	16.226	50.942
5	18.045	16.346	16.554	50.945
6	17.957	16.179	16.123	50.259
7	17.982	16.272	16.180	50.434
8	17.992	16.334	16.347	50.673

Laps	Sector 1	Sector 2	Sector 3	Lap Time
No.37 Crescente Francesco				
1	19.984	17.522	16.885	54.391
2	18.325	16.775	16.414	51.514
3	18.078	16.908	16.274	51.260
4	18.088	16.610	16.234	50.932
5	17.964	16.608	16.205	50.777

Laps	Sector 1	Sector 2	Sector 3	Lap Time
6	17.947	16.921	16.874	51.742
7	18.131	16.597	16.201	50.929
8	18.122	17.221	16.130	51.473
No.38 Papalia Leonardo				
1	22.703	16.707	16.403	55.813
2	18.587	16.637	16.319	51.543
3	18.466	16.424	16.319	51.209
4	18.723	16.363	16.328	51.414
5	18.180	16.660	16.174	51.014
6	18.133	16.326	16.123	50.582
7	18.039	16.387	16.149	50.575
8	18.050	16.331	16.057	50.438

Laps	Sector 1	Sector 2	Sector 3	Lap Time
No.40 Zaccaron Simone				
1	19.784	16.963	16.970	53.717
2	19.144	16.541	16.359	52.044
3	18.667	17.532	17.270	53.469
4	18.404	16.562	16.233	51.199
5	18.481	16.608	16.174	51.263
6	18.189	16.537	16.279	51.005
7	18.184	16.503	16.274	50.961
8	18.230	16.593	16.302	51.125

Laps	Sector 1	Sector 2	Sector 3	Lap Time
No.44 Iuri Davide				
1	20.546	17.490	16.976	55.012

Laps	Sector 1	Sector 2	Sector 3	Lap Time
No.45 Serban David				
1	19.939	17.598	17.568	55.105
2	18.847	17.095	16.753	52.695
3	18.518	16.974	16.867	52.359
4	18.578	17.758	16.695	53.031
5	18.221	16.900	16.443	51.564
6	18.226	16.873	16.464	51.563
7	18.244	16.876	16.605	51.725
8	18.456	16.826	16.451	51.733


















Laps	Sector 1	Sector 2	Sector 3	Lap Time
No.46 Guidetti Jacopo				
1	19.220	17.193	16.567	52.980
2	17.978	16.343	16.295	50.616
3	17.874	16.267	16.196	50.337
4	17.850	16.291	16.198	50.339
5	17.852	16.274	16.235	50.361
6	17.881	16.291	16.195	50.367
7	17.816	16.353	16.189	50.358
8	17.902	16.369	16.443	50.714



60 Mini

60 Mini
Qualifying Heats A-C
Starting Grid

Document 23 OFFICIAL

			13	15	Alessandro Cenedese Tony Kart / Lke / Vega	 59.637
6	Suleiman Zanfari Crg / Lke / Vega	 53.531	12	45	David Serban Tony Kart / Lke / Vega	 53.095
3	Francesca Raffaele Hero / Parilla / Vega	 53.032	11	38	Leonardo Papalia Tony Kart / Lke / Vega	 52.744
21	Mattia Ricotti Energy / Lke / Vega	 52.742	10	27	Jose Antonio Gomez Gutierrez Lenzo / Lke / Vega	 52.286
22	Matej Kacovsky Fa / Lke / Vega	 52.282	9	37	Francesco Crescente Tony Kart / Lke / Vega	 52.221
4	Andrea Rosso Top Kart / lame / Vega	 52.203	8	25	Leandro Anderutti Crg / Lke / Vega	 51.995
8	Muizzuddin Bin Abdul Gafa Crg / Lke / Vega	 51.942	7	44	Davide Iuri IP Karting / Parilla / Vega	 51.924
40	Simone Zaccaron Top Kart / Parilla / Vega	 51.817	6	32	Danny Carenini Energy / Lke / Vega	 51.748
31	Mattia Muller Lenzokart / Lke / Vega	 51.611	5	10	Ruben Moya Lopez Tony Kart / Lke / Vega	 51.566
34	Mattia Michelotto Top Kart / Parilla / Vega	 51.560	4	11	Nicola Abrusci Tony Kart / Lke / Vega	 51.377
26	David Vidales Energy / Lke / Vega	 51.311	3	30	Giuseppe Fusco Lenzokart / Lke / Vega	 51.210
46	Jacopo Guidetti Energy / Lke / Vega	 51.166	2	23	Leonardo Caglioni Fa / Lke / Vega	 51.093
12	Marzio Moretti Tony Kart / Lke / Vega	 50.999	1	35	Skeed Top Kart / Parilla / Vega	 50.976

POLE POSITION



Start : 08/11 - 14:40 8 Laps = 8,080 Km

43° Trofeo delle Industrie (ITA) 07-09/11/2014
FICr Mantova

Page 1 / 1

Apex Timing 

Data processing and charts editing provided by:

Alitest
Test Rapidi per il Latte