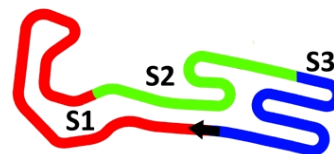




43° TROFEO DELLE INDUSTRIE

7-9 NOVEMBRE 2014

South Garda Karting - Lonato - Italy



60 Mini Qualifying Heats A-B Risultati

Document 28 OFFICIAL

Rnk	No.	Concorrente / Entrant	Nat	Conditore / Driver	Nat	Materiale / Material	Time	Laps	Best Lap	Gap	Sector 1	Sector 2	Sector 3	Points
1	35	Giugliano Kart	ITA	Skeed	ITA	Top Kart / Parilla / Vega	6:48.179	8	50.443		18.059	16.360	16.024	0
2	23	Emilia Kart Srl	ITA	Cagliani Leonardo	ITA	Fa / Lke / Vega	6:48.377	8	50.363	0.198	18.052	16.297	16.014	2
3	16	Baby Race Srl	ITA	Bogdanov Dmitri	ITA	Tony Kart / Lke / Vega	6:48.971	8	50.273	0.792	17.964	16.205	16.104	3
4	9	Gamoto Snc	ITA	Marseglia Leonardo	ITA	Crg / Lke / Vega	6:49.608	8	50.226	1.429	17.944	16.234	16.048	4
5	30	Lenzokart Srl	ITA	Fusco Giuseppe	ITA	Lenzokart / Lke / Vega	6:50.829	8	50.325	2.650	17.954	16.326	16.045	5
6	11	Baby Race Srl	ITA	Abrusci Nicola	ITA	Tony Kart / Lke / Vega	6:51.404	8	50.525	3.225	18.059	16.378	16.088	6
7	2	Emilia Kart Srl	ITA	Cobellini Christian	ITA	Fa / Lke / Vega	6:51.703	8	50.204	3.524	17.964	16.249	15.991	7
8	10	Baby Race Srl	ITA	Moya Lopez Ruben	ITA	Tony Kart / Lke / Vega	6:56.339	8	50.719	8.160	18.237	16.347	16.135	8
9	36	Comer Spa	ITA	Travagin Vittorio	ITA	Top Kart / Lke / Vega	6:56.473	8	50.838	8.294	17.993	16.565	16.280	9
10	38	Papalia Roberto	ITA	Papalia Leonardo	ITA	Tony Kart / Lke / Vega	6:56.518	8	50.597	8.339	18.071	16.311	16.215	10
11	32	Carenini Roberto	ITA	Carenini Danny	ITA	Energy / Lke / Vega	6:57.652	8	50.736	9.473	17.969	16.480	16.287	11
12	5	Gamoto Snc	ITA	Sidqi Muhammad	ITA	Crg / Lke / Vega	6:57.894	8	50.705	9.715				12
13	24	Cecchi Giorgio	ITA	Cecchi Federico	ITA	Tony Kart / Lke / Vega	6:59.946	8	50.804	11.767	18.054	16.445	16.305	13
14	20	Martinello Diego	ITA	Martinello Riccardo	ITA	Fa / lame / Vega	7:00.211	8	51.234	12.032	18.318	16.507	16.409	14
15	27	Lenzokart Srl	ITA	Gomez Gutierrez Jo	ITA	Lenzo / Lke / Vega	7:00.922	8	51.114	12.743	18.033	16.671	16.410	15
16	14	Baby Race Srl	ITA	Giardelli Luca	ITA	Tony Kart / Lke / Vega	7:01.954	8	51.066	13.775	18.232	16.508	16.326	16
17	42	Jolly Team Srl	ITA	Grigoryev Ivan	ITA	Tony Kart / Lke / Vega	7:03.838	8	50.728	15.659	18.098	16.466	16.164	17
18	1	Emilia Kart Srl	ITA	Bodellini Andrea	ITA	Fa / Lke / Vega	7:04.454	8	51.426	16.275	18.228	16.731	16.467	18
19	44	OK1 Racing Team	CZE	Iuri Davide	ITA	IP Karting / Parilla / Vega	7:04.489	8	50.718	16.310	18.111	16.356	16.251	19
20	41	Zaccaron Adriano	ITA	Zaccaron Eric	ITA	Top Kart / Parilla / Vega	7:04.854	8	51.227	16.675	18.307	16.714	16.206	20
21	25	Auf der Maur GmbH	CHE	Anderutti Leandro	ITA	Crg / Lke / Vega	7:06.578	8	51.186	18.399	18.144	16.675	16.367	21
22	45	Real Racing	ROU	Serban David	ITA	Tony Kart / Lke / Vega	7:07.002	8	51.460	18.823	18.265	16.798	16.397	22
23	18	Baby Race Srl	ITA	Cuman Nicolò	ITA	Tony Kart / Lke / Vega	7:07.163	8	51.480	18.984	18.273	16.820	16.387	23
24	15	Baby Race Srl	ITA	Cenedese Alessand	ITA	Tony Kart / Lke / Vega	7:09.639	8	51.829	21.460	18.621	16.819	16.389	24
25	37	Crescente Leonardo	ITA	Crescente Francesc	ITA	Tony Kart / Lke / Vega	3:46.285	4	51.188	4 Laps	18.209	16.697	16.282	25

Start Time : 08/11 - 13:28:41

Weather : Cloudy Air : 15°C Track : Drying

Best Lap : No.2 Cobellini Christian

Previous Event Record : No.35 Skeed

Leaders : No.35 Skeed (1-8)

50.204 72,42 Kph

50.976 71,32 Kph

43° Trofeo delle Industrie (ITA) 07-09/11/2014

FICr Mantova





43° TROFEO DELLE INDUSTRIE

7-9 NOVEMBRE 2014

South Garda Karting - Lonato - Italy



60 Mini

60 Mini

Qualifying Heats A-B

Lap Chart

For information purposes. No official / regulatory value

	1	2	3	4	5	6	7	8	9	10	11	12	13	14	15	16	17	18	19	20	21	22	23	24	25
Grid	35	2	23	16	30	18	11	36	10	24	32	9	44	14	25	20	37	42	27	5	38	41	45	1	15
Start	42	35	2	23	16	30	11	18	10	36	24	9	32	14	44	20	25	37	41	27	1	38	45	15	5
Lap 1 Interval	35	23 0.3	2 0.7	16 0.1	11 0.4	9 1.0	30 0.0	10 0.1	32 1.3	20 0.1	36 0.0	5 0.2	37 0.5	38 0.2	27 0.4	41 0.0	45 0.3	18 0.2	14 0.1	1 0.2	24 0.1	15 0.5	42 3.5	44 0.7	25 0.4
Lap 2	35	23 0.3	16 0.8	2 0.2	11 0.4	9 0.7	30 0.3	10 1.7	36 0.4	32 0.1	5 0.3	38 0.9	20 0.0	37 0.3	27 1.0	41 0.0	14 0.2	24 0.4	1 0.1	45 0.7	18 0.0	15 0.2	42 1.8	44 0.7	25 0.3
Lap 3	35	23 0.3	16 1.5	11 0.2	9 0.3	2 0.2	30 0.3	10 2.4	36 0.1	32 0.2	5 0.4	38 0.7	37 0.4	20 0.3	27 1.0	41 0.3	24 0.2	14 0.3	1 0.1	45 1.1	18 0.0	15 0.8	42 0.2	44 0.7	25 0.4
Lap 4	35	23 0.3	16 1.3	9 0.7	11 0.2	2 0.1	30 0.1	36 3.1	10 0.5	5 0.6	38 0.0	32 0.7	20 0.8	27 0.9	24 0.3	41 0.7	14 0.4	1 0.3	45 1.2	42 0.1	18 0.3	44 1.1	25 0.7	15 0.1	37 4.8
Lap 5	35	23 0.2	16 1.0	9 0.7	30 0.6	11 0.1	2 1.0	36 2.2	10 0.6	5 0.8	38 0.0	32 0.3	20 1.3	24 1.1	27 0.1	14 0.8	41 0.4	1 0.3	42 1.3	45 1.0	44 0.2	18 0.2	25 0.5	15 1.2	
Lap 6	35	23 0.2	16 0.8	9 0.7	30 0.9	11 0.2	2 0.8	36 2.7	10 0.7	38 0.4	5 0.7	32 0.2	20 1.5	24 0.5	27 0.4	14 0.9	41 0.3	1 0.6	42 0.6	44 1.6	45 0.6	25 0.3	18 0.0	15 1.7	
Lap 7	35	23 0.3	16 0.6	9 0.7	30 1.0	11 0.4	2 0.4	36 3.6	10 0.4	38 0.4	32 0.9	5 0.2	20 1.7	24 0.1	27 0.7	14 0.9	41 0.5	42 0.6	1 0.4	44 1.2	25 1.5	45 0.2	18 0.0	15 2.1	
Lap 8	35	23 0.1	16 0.5	9 0.6	30 1.2	11 0.5	2 0.2	10 4.6	36 0.1	38 0.0	32 1.1	5 0.2	24 2.0	20 0.2	27 0.7	14 1.0	42 1.8	1 0.6	44 0.0	41 0.3	25 1.7	45 0.4	18 0.1	15 2.4	





43° TROFEO DELLE INDUSTRIE

7-9 NOVEMBRE 2014

South Garda Karting - Lonato - Italy



60 Mini

60 Mini

Qualifying Heats A-B

Analysis

For information purposes. No official / regulatory value

Laps	Sector 1	Sector 2	Sector 3	Lap Time
No.1 Bodellini Andrea				
1	22.854	17.186	16.678	56.718
2	18.684	17.238	16.890	52.812
3	18.232	17.024	16.514	51.770
4	18.539	17.105	16.411	52.055
5	18.228	16.731	16.467	51.426
6	18.290	16.858	16.387	51.535
7	18.408	17.042	16.380	51.830
8	18.273	16.680	17.019	51.972

Laps	Sector 1	Sector 2	Sector 3	Lap Time
No.2 Cobellini Christian				
1	19.294	16.602	16.414	52.310
2	18.184	16.733	16.212	51.129
3	18.378	16.878	16.700	51.956
4	18.012	16.332	16.279	50.623
5	19.036	16.813	16.129	51.978
6	17.984	16.341	16.062	50.387
7	17.964	16.249	15.991	50.204
8	17.955	16.283	16.091	50.329

Laps	Sector 1	Sector 2	Sector 3	Lap Time
No.5 Sidqi Muhammad				
1				52.203
2				51.576
3				51.399
4				51.380
5				51.255
6				51.396
7				51.283
8				50.705

Laps	Sector 1	Sector 2	Sector 3	Lap Time
No.9 Marseglia Leonardo				
1	19.623	16.870	16.928	53.421
2	17.988	16.416	16.182	50.586
3	17.931	16.366	16.241	50.538
4	18.014	16.412	16.066	50.492
5	17.994	16.389	16.044	50.427
6	17.977	16.210	16.073	50.260
7	17.944	16.234	16.048	50.226
8	17.900	16.257	16.106	50.263

Laps	Sector 1	Sector 2	Sector 3	Lap Time
No.10 Moya Lopez Ruben				
1	19.522	17.021	17.319	53.862
2	18.341	16.852	17.216	52.409
3	18.457	16.707	16.474	51.638
4	18.380	16.896	16.281	51.557
5	18.139	16.609	16.296	51.044

Laps	Sector 1	Sector 2	Sector 3	Lap Time
6	18.210	16.518	16.322	51.050
7	18.237	16.347	16.135	50.719
8	18.128	16.459	16.315	50.902

Laps	Sector 1	Sector 2	Sector 3	Lap Time
No.11 Abrusci Nicola				
1	19.436	16.777	16.532	52.745
2	18.203	16.438	16.211	50.852
3	18.175	16.489	16.270	50.934
4	18.089	16.521	16.505	51.115
5	17.996	16.353	16.673	51.022
6	18.021	16.382	16.173	50.576
7	17.978	16.442	16.174	50.594
8	18.059	16.378	16.088	50.525

Laps	Sector 1	Sector 2	Sector 3	Lap Time
No.14 Giardelli Luca				
1	19.558	17.510	20.158	57.226
2	18.988	16.648	16.778	52.414
3	18.434	17.221	16.561	52.216
4	18.821	16.639	16.375	51.835
5	18.232	16.508	16.326	51.066
6	18.220	16.667	16.366	51.253
7	18.174	16.666	16.322	51.162
8	18.177	16.618	16.366	51.161

Laps	Sector 1	Sector 2	Sector 3	Lap Time
No.15 Cenedese Alessandro				
1	21.377	17.878	17.411	56.666
2	19.160	17.206	16.834	53.200
3	19.021	17.183	16.585	52.789
4	19.309	17.052	17.411	53.772
5	18.779	16.929	16.590	52.298
6	18.711	17.012	16.422	52.145
7	18.736	16.953	16.211	51.900
8	18.621	16.819	16.389	51.829

Laps	Sector 1	Sector 2	Sector 3	Lap Time
No.16 Bogdanov Dmitri				
1	19.392	16.675	16.313	52.380
2	18.118	16.375	16.179	50.672
3	18.535	16.625	16.170	51.330
4	18.021	16.297	16.097	50.415
5	17.982	16.238	16.135	50.355
6	17.964	16.205	16.104	50.273
7	18.012	16.187	16.094	50.293
8	18.024	16.198	16.117	50.339

Laps	Sector 1	Sector 2	Sector 3	Lap Time
No.18 Cuman Nicolò				
1	22.994	17.443	17.152	57.589
2	19.607	16.873	17.452	53.932

Laps	Sector 1	Sector 2	Sector 3	Lap Time
3	18.672	16.994	16.505	52.171
4	18.720	16.903	16.873	52.496
5	18.355	17.390	16.947	52.692
6	18.328	16.956	16.821	52.105
7	18.273	16.820	16.387	51.480
8	18.454	16.690	16.403	51.547

Laps	Sector 1	Sector 2	Sector 3	Lap Time
No.20 Martinello Riccardo				
1	19.763	17.438	17.575	54.776
2	19.400	16.687	16.871	52.958
3	18.908	16.565	16.447	51.920
4	18.235	16.707	16.447	51.389
5	18.389	16.610	16.398	51.397
6	18.399	16.554	16.467	51.420
7	18.318	16.507	16.409	51.234
8	18.531	16.478	16.296	51.305

Laps	Sector 1	Sector 2	Sector 3	Lap Time
No.23 Caglioni Leonardo				
1	18.801	16.526	16.240	51.567
2	18.138	16.497	16.162	50.797
3	18.057	16.359	16.209	50.625
4	18.110	16.402	16.100	50.612
5	18.096	16.423	16.083	50.602
6	18.096	16.344	16.072	50.512
7	18.065	16.382	16.052	50.499
8	18.052	16.297	16.014	50.363

Laps	Sector 1	Sector 2	Sector 3	Lap Time
No.24 Cecchi Federico				
1	20.384	17.655	19.847	57.886
2	18.904	16.706	16.890	52.500
3	18.240	16.861	16.329	51.430
4	18.186	16.510	16.349	51.045
5	18.093	16.473	16.682	51.248
6	18.035	16.499	16.304	50.838
7	18.054	16.445	16.305	50.804
8	18.174	16.483	16.246	50.903

Laps	Sector 1	Sector 2	Sector 3	Lap Time
No.25 Anderutti Leandro				
1	28.847	16.992	16.668	1:02.507
2	18.190	16.790	16.425	51.405
3	18.144	16.675	16.367	51.186
4	18.204	17.083	16.923	52.210
5	18.195	16.648	16.414	51.257
6	18.067	16.852	16.583	51.502
7	18.104	16.673	16.463	51.240
8	18.270	16.664	16.343	51.277





60 Mini

60 Mini Qualifying Heats A-B Analysis

For information purposes. No official / regulatory value

Laps	Sector 1	Sector 2	Sector 3	Lap Time
No.27 Gomez Gutierrez Jose Antonio				
1	20.497	17.272	18.039	55.808
2	18.381	17.282	17.149	52.812
3	18.171	16.726	16.660	51.557
4	18.092	16.697	16.555	51.344
5	18.058	16.694	16.947	51.699
6	18.033	16.671	16.410	51.114
7	18.131	16.696	16.330	51.157
8	18.081	16.648	16.385	51.114

Laps	Sector 1	Sector 2	Sector 3	Lap Time
No.30 Fusco Giuseppe				
1	19.844	17.285	16.827	53.956
2	18.111	16.460	16.224	50.795
3	18.194	16.427	16.249	50.870
4	17.995	16.296	16.071	50.362
5	18.118	16.246	16.255	50.619
6	17.997	16.303	16.227	50.527
7	17.954	16.326	16.045	50.325
8	17.996	16.350	16.075	50.421

Laps	Sector 1	Sector 2	Sector 3	Lap Time
No.32 Carenini Danny				
1	19.520	17.337	18.162	55.019
2	18.142	16.676	16.851	51.669
3	18.158	16.603	16.618	51.379
4	18.095	18.072	16.421	52.588
5	17.976	16.567	16.277	50.820
6	18.196	16.689	16.409	51.294
7	17.969	16.480	16.287	50.736
8	17.960	16.521	16.266	50.747

Laps	Sector 1	Sector 2	Sector 3	Lap Time
No.35 Skeed				
1	18.713	16.457	16.187	51.357
2	18.237	16.408	16.141	50.786
3	18.111	16.379	16.133	50.623
4	18.102	16.379	16.159	50.640
5	18.183	16.373	16.109	50.665
6	18.053	16.398	16.068	50.519
7	18.059	16.360	16.024	50.443
8	18.085	16.307	16.077	50.469

Laps	Sector 1	Sector 2	Sector 3	Lap Time
No.36 Travagin Vittorio				
1	20.135	17.173	18.085	55.393
2	18.242	16.572	16.494	51.308
3	18.178	16.673	16.496	51.347
4	17.993	16.565	16.280	50.838
5	18.156	16.547	16.212	50.915

Laps	Sector 1	Sector 2	Sector 3	Lap Time
6	18.119	16.521	16.280	50.920
7	18.161	16.608	16.298	51.067
8	18.219	16.530	16.721	51.470

Laps	Sector 1	Sector 2	Sector 3	Lap Time
No.37 Crescente Francesco				
1	20.383	17.236	17.724	55.343
2	18.799	17.093	16.589	52.481
3	18.209	16.697	16.282	51.188
4	17.919	28.723	16.554	1:03.196

Laps	Sector 1	Sector 2	Sector 3	Lap Time
No.38 Papalia Leonardo				
1	20.576	17.108	17.344	55.028
2	18.666	16.690	16.449	51.805
3	18.212	16.585	16.334	51.131
4	18.113	16.520	16.047	50.680
5	18.168	16.566	16.523	51.257
6	18.154	16.378	16.074	50.606
7	18.221	16.431	16.130	50.782
8	18.071	16.311	16.215	50.597

Laps	Sector 1	Sector 2	Sector 3	Lap Time
No.41 Zaccaron Eric				
1	21.220	17.416	17.384	56.020
2	18.690	17.098	17.036	52.824
3	18.480	16.899	16.506	51.885
4	18.708	16.853	16.468	52.029
5	18.444	17.062	16.375	51.881
6	18.307	16.714	16.206	51.227
7	18.315	16.767	16.227	51.309
8	18.396	16.734	18.398	53.528

Laps	Sector 1	Sector 2	Sector 3	Lap Time
No.42 Grigoryev Ivan				
1			16.895	1:02.655
2	18.454	16.619	16.426	51.499
3	18.272	16.473	16.352	51.097
4	18.385	16.470	16.266	51.121
5	18.489	16.724	16.206	51.419
6	18.177	16.382	16.274	50.833
7	18.098	16.466	16.164	50.728
8	18.102	16.456	17.278	51.836



Laps	Sector 1	Sector 2	Sector 3	Lap Time
No.44 Iuri Davide				
1	28.907	16.895	16.556	1:02.358
2	18.431	16.543	16.516	51.490
3	18.258	16.585	16.243	51.086
4	18.457	17.092	16.365	51.914
5	18.227	16.560	16.446	51.233
6	18.413	16.561	16.233	51.207



60 Mini

60 Mini
Qualifying Heats A-B
Starting Grid

Document 22 OFFICIAL

			13	15	Alessandro Cenedese Tony Kart / Lke / Vega		59.637	
1	Andrea Bodellini Fa / Lke / Vega		53.139	12	45	David Serban Tony Kart / Lke / Vega		53.095
41	Eric Zaccaron Top Kart / Parilla / Vega		52.942	11	38	Leonardo Papalia Tony Kart / Lke / Vega		52.744
5	Muhammad Sidqi Crg / Lke / Vega		52.448	10	27	Jose Antonio Gomez Gutierrez Lenzo / Lke / Vega		52.286
42	Ivan Grigoryev Tony Kart / Lke / Vega		52.281	9	37	Francesco Crescente Tony Kart / Lke / Vega		52.221
20	Riccardo Martinello Fa / lame / Vega		52.196	8	25	Leandro Anderutti Crg / Lke / Vega		51.995
14	Luca Giardelli Tony Kart / Lke / Vega		51.940	7	44	Davide Iuri IP Karting / Parilla / Vega		51.924
9	Leonardo Marseglia Crg / Lke / Vega		51.770	6	32	Danny Carenini Energy / Lke / Vega		51.748
24	Federico Cecchi Tony Kart / Lke / Vega		51.595	5	10	Ruben Moya Lopez Tony Kart / Lke / Vega		51.566
36	Vittorio Travagin Top Kart / Lke / Vega		51.540	4	11	Nicola Abrusci Tony Kart / Lke / Vega		51.377
18	Nicolò Cuman Tony Kart / Lke / Vega		51.251	3	30	Giuseppe Fusco Lenzokart / Lke / Vega		51.210
16	Dmitri Bogdanov Tony Kart / Lke / Vega		51.098	2	23	Leonardo Caglioni Fa / Lke / Vega		51.093
2	Christian Cobellini Fa / Lke / Vega		50.979	1	35	Skeed Top Kart / Parilla / Vega		50.976

POLE POSITION



Start : 08/11 - 13:20 8 Laps = 8,080 Km

43° Trofeo delle Industrie (ITA) 07-09/11/2014

FICr Mantova

Page 1 / 1

Apex Timing 

Data processing and charts editing provided by:

Alitest
Test Rapidi per il Latte